‖	ש	E 000797	‖	E Ҳ ﻫﺋ	″	Կ	` E 2023-045
ẃ ‖	ש	E 149777	ẃ ‖	E 22 Ҳ 01			



2023 4

2
7
11
45
62
63
75
82
83
89

2022 1 1 2022 12 31

PPP		Public-Private-Partnership
EPC		Engineering Procurement Construction
EPC+F		EPC
		" " "21 " " "

			000797
	CHINA WU YI CO.,LTD.		
	CHINA WUYI		
	89 4		
	350001		
	2009 5 14 240 89 29 2015 5 26 89 29 89 4		
	89 4		
	350001		
	http://www.chinawuyi.com.cn/		
	gzb@chinawuyi.com.cn		

	89 4	89 4
	0591-88323669	0591-88323721
	0591-88323811	0591-88323811
	gzb@chinawuyi.com.cn	gzb@chinawuyi.com.cn

□

□

□ ∂

	2022	2021		2020
	7,315,195,597.41	8,666,738,972.06	-15.59%	5,819,649,302.68
	30,447,748.19	53,614,123.21	-43.21%	286,574,626.29



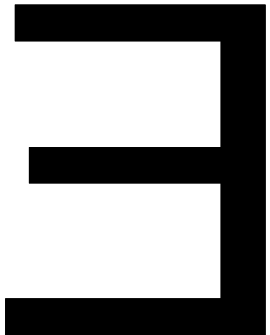



1

□

2

□

	884,240,948.22	783,776,459.05	2,136,838,518.56	3,510,339,671.58
	10,490,817.58	5,461,428.80	10,109,050.21	4,386,451.60
	14,089,644.06	3,393,893.02	10,943,478.69	-5,900,865.01
	32,527,270.20	765,384,664.24	-198,350,791.09	41,794,128.26

□

□

	2022	2021	2020	
	-165,879.24	37,008,716.99	623,752.78	
	7,360,518.88	804,339.65	2,978,714.34	
			387,136.01	
	265,485.24	1,068,590.98	15,340.22	
	-1,016,195.02	-12,174,501.76	707,642.63	
	3,350,424.04	306,652.16	259,660.54	
	1,980,211.29	5,514,832.95	1,103,164.91	
	-107,454.82	-1,248,917.00	-447,407.20	
	7,921,597.43	22,747,882.07	4,316,488.81	--

□

395,227.76

2,955,196.28

1 ——

□

	102,528,018.06	100% 102,528,018.06 -- 1

3 ——

2022 “ ”

“ ” “

”

1

2022

2022

10,424.9

4.3% 1,549.9 ,

17,021.7 2.1% 2,530.7 , 2.1%

“ ” 5,514

8,718.4 0.8% 1,296.2

3.3% 51.2% 5,713.1

1.3% 849.4 5.3%

54.8%

22,000

10,000

2

“

”

15.55 17.27%

1

2022 25.73 27.1%

107% ——

EPC 10.88

6 8.66

2

20.82 101.93% 5

93 -

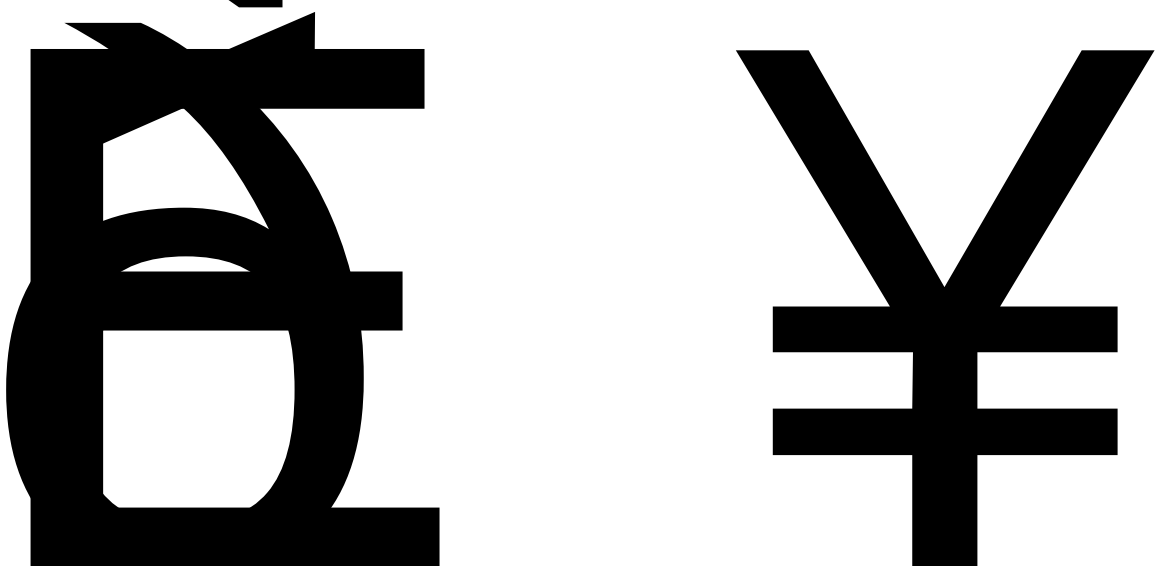

1	-		30,344.87	25,949.79	26,733.27
2			689.10	689.10	689.10

3

	24	552,701.07	271,435.64	257,004.55
	10	465,320.25	111,642.17	275,144.28
	2	98,169.78	89,900.93	9,469.84
	2	96,703.06	23,540.74	73,561.06
	7	109,387.85	43,643.14	67,880.74
	2	46,484.23	23,825.80	19,682.16
	6			

4

											/
1		3 ,610.50	1		1	1 0		.			

14	--	54, 398. 58	2020	12	48	10%	3, 041. 31	4, 896. 07	2, 414. 09	181. 05
15		17, 071. 00	2018	3	39	145%	1, 444. 85	22, 184. 5	17, 623. 64	2, 589. 89
16		87, 081. 00	2018	4	57	92%	10, 878. 82	81, 278. 21	66, 245. 16	9, 848. 04
17		11, 680. 76	2019	5	43	91%	4, 579. 11	13, 989. 08	7291. 06	1153. 22
18		26, 390. 77	2021	2	37	58%	7, 305. 91	9, 645. 89	11, 568. 00	0. 00
19		10, 875. 55	2021	9	25	53%	3, 757. 10	4, 718. 33	4, 322. 00	136. 00
20										



GB/T 19001-2016 ISO 9001:2015

ISO 9001 “

” “ ”

4

ISO 45001 “

”

2

1

2

“ 797 ”

“ ”

3

“ 25 ” “

”

15.61

49.2 39.44

“ ”

“ ”

4

2022P03 NO.202247

95.38 43-53 28

3 85%

5

. 32,835.00 75,520.50 100.00% 52,00,

2022

40.67%	285,437.80	729,811.20	27,967.12	163,993.62	1,707,949	694,577.04
84.34%	143,928.00	359,265.00	-	311,572.00	265,556	223,960.27
67.29%	36,225.00	50,715.00	27,711.48	27,711.48	70,676	47,554.99
66.51%	45,483.17	81,868.15	-	-	126,976.43	101,911.03

[redacted]

51.00%	50,715.00	33,733.75	4,160.66	2,870.66	4,151.25	1,835.97	1,835.97	3,877.86
65.00%	179,573.06	171,346.57	171,346.57	-	6	171,346.57	-	5.71
65.00%	39,326.00	43,602.28	17,555.03	924.41	1,354.57	17,555.03	924.41	1,312.07
89.50%	625,692.73	616,803.40	603,919.64	296.72	440.9	603,919.64	296.72	440.9
100.00%	178,098.00	173,807.70	173,200.34	2,837.89	3,879.31	173,200.34	2,837.89	3,879.31
29.75%	47,371.63	48,561.22	47,671.80	58.67	16.8	47,671.80	58.67	16.8
100.00%	81,868.15	79,242.46	1,241.54	1,241.54	1,096.06	-	-	-
100.00%	185,440.39	128,661.44	64,630.30	495.93	927.88	62,329.83	495.93	927.88
100.00%	127,283.07	124,564.46	89,531.46	9,900.41	9,326.02	86,147.61	11,203.92	10,136.55
100.00%	139,784.80	136,490.14	121,800.86	2,214.2				

0

“ ” , 2018 5
AAA “ ”
“ ”

30 29 ENR “ 250
”

“ ( ) ” 4 2
“ CHINA WU YI ”
“ ”

20

1

73.15 15.59%

3,044.77 43.21% 229.06

7.82% 51.46

0.12%

1

40.10 26.86%

47.55 33.68 38.61

15.61 38.85 30.87

40.02

2

15.55 17.27%

20.82 101.93% 25.73

3

“ ”

2022 16.35

46.9% 2022

“ ” “ 2022 100 ”

4

2022

6,842 20.08% 35

411 85

ppp

3 3

6.97

[illegible]

2

1

	2022		2021		
	7,315,195,597.41	100%	8,666,738,972.06	100%	-15.59%
	1,554,687,818.21	21.25%	1,879,185,541.83	21.68%	-17.27%
	4,009,896,899.19	54.82%	5,636,361,790.91	65.03%	-28.86%
	1,555,421,563.58	21.26%	1,041,539,917.12	12.02%	49.34%
			9,290,983.57	0.11%	-100.00%
	68,420,940.37	0.94%	56,983,121.80	0.66%	20.07%

[illegible]

2 **10%**

□

1

2022		2021		
1,598,844,118.38	28.87%	1,856,231,304.97	26.15%	-13.87%
2,380,073,993.26	42.98%	4,148,811,956.02	58.44%	-42.63%
1,480,860,302.09	26.74%	1,001,977,393.88	14.11%	47.79%
		9,119,868.66	0.13%	-100.00%
37,041,656.69	0.67%	45,727,340.99	0.64%	-18.99%
40,824,007.67	0.74%	37		

	2,194,209,692.02
	29.99%
	11.54%

5

	2022	2021	
	48	51	-5.88%
	0.67%	0.63%	0.04%
	39	42	-7.14%
	7	7	0.00%
	2	2	0.00%
30	20	22	-9.09%
30~40	18	19	-5.26%
40 40	10	10	0.00%

	2022	2021	
	9,105,522.31	7,821,426.13	16.42%
	0.12%	0.09%	0.03%
	6,382,613.94	3,230,791.33	97.56%
	70.10%	41.31%	28.79%

□

51.96%

136.90%

35.84%

40.64%

112.42%

□

□

	9,356,711.30	2.39%

1

	2022		2022			
	2,490,884,528.30	10.87%	2,595,199,686.39	12.22%	-1.35%	
						72.81%
	1,802,166,773.25	7.87%	1,042,887,605.62	4.91%	2.96%	
	1,180,453,329.62	5.15%	1,331,612,072.00	6.27%	-1.12%	
	14,628,038,492.37	63.86%	13,412,945,961.76	63.13%	0.73%	
	650,095,824.49	2.84%	607,652,770.52	2.86%	-0.02%	
	52,690,350.07	0.23%	45,778,742.68	0.22%	0.01%	
	604,752,348.98	2.64%	660,404,459.54	3.11%	-0.47%	

808,132,627.87

2

□

1.	12,249,287.42	-2,297,955.00			17,646,710.00	-12,270,842.42		15,327,200.00
3.	16,454,000.00				4,902,100.00	-16,454,000.00		4,902,100.00
4.	62,051,396.77		-45,860,997.57					16,190,399.20
	90,754,684.19	-2,297,955.00	-45,860,997.57		22,548,810.00	-28,724,842.42		36,419,699.20
	90,754,684.19	-2,297,955.00	-45,860,997.57		22,548,810.00	-28,724,842.42		36,419,699.20
	0.00							0.00

□

3

2016 7 14
1999 2 1,600
4,857,756.03 2016-081 082
2022 5,185,701,349.10 174,910,585.39
4,217,275,328.90 3,268,068.70 318,348,813.41 471,898,552.70

1

[redacted]	49,300,000.00	-39.15%

4

1

□

5

□

1

□

2

□

□

10%

	41,847,134.27	6,834,724,348.48	1,001,778,469.75	1,716,271,320.09	608,891,792.33	456,637,540.72
	30,000,000.00	295,135,287.62	138,892,588.43	1,313,736,948.62	177,562,503.26	133,2

						2022
	3,187,689.22	1,060,387,458.72	381,578,110.53	86,624.12	24,664,802.45	25,746,689.76
	20,000,000.00	34,539,389.92	-59,702,053.97	2,355,630.27	22,952,617.59	22,944,334.40
	50,000,000.00	316,948,665.42	206,806,036.56	45,684,393.36	15,929,036.34	11,819,786.14
	21,282,348.63	808,132,627.87	279,910,927.80	2,721,509.62	9,288,116.10	9,848,433.22
	5,000,000.00	71,208,122.94	29,449,672.00	68,420,940.37	9,857,806.09	6,725,323.64
	600,000,000.00	1,043,140,422.63	263,227,431.89	1,634,573,101.19	7,631,391.39	5,492,754.85
	2,952,465.51	222,318,601.15	-37,307,797.07	27,651,670.13	8,297,830.04	4,406,219.54
	50,000,000.00	151,541,458.60	105,291,209.71	40,062,417.11	4,400,437.71	3,326,433.94
	30,000,000.00	581,272,767.60	1,605,025.84		-4,526,536.22	-3,394,974.16
	20,000,000.00	17,452,211.14	14,294,842.28	1,036,697.31	-3,489,420.19	-3,489,558.57

□

		102,528,018.06

70%

.

105-105A

99%

.

.

.

51%

99.99%

51%

95%

2013 3

MAG 1200kt/a

.

□

2023 “ ”

5%

“ ”

“ ” “

” “ 12345 ”

2025

ENR

“ 12345 ”

“ ”

2023 87

50.8 53.5

54.4 20.2

20 15

16.5

1

“ ” “ ”

2

“ ”

3

س

1

2

ʒ ث ﻫ ç ﻻ ő

3

4

5

6

□

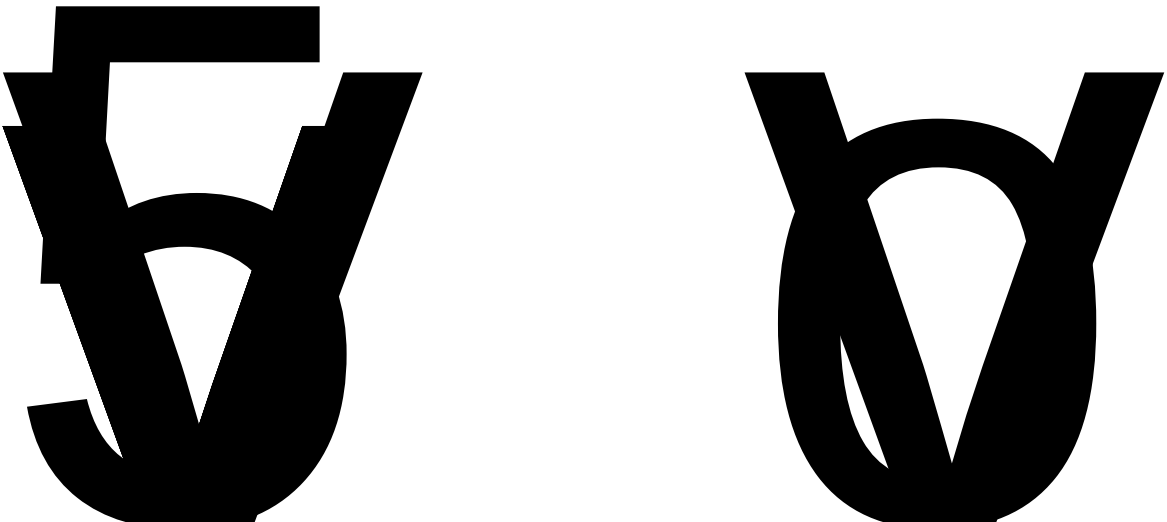

“ ”

□

א u

1

2022		56.33%	2022 02 17	2022 02 18	< > < > < > < > < > 2022 < >
2022		22.00%	2022 03 30	2022 03 31	2022
2021		56.18%	2022 05 06	2022 05 07	2021 2021 2021 2022 2021 2022 2022 2021
2022		20.73%	2022 06 10	2022 06 11	
2022		55.07%	2022 12 14	2022 12 15	2022

2

□

4

				57	2022 05 06		202,810				202,810	
				49	2021 02 25							
				48	2019 11 08							
				45	2021 02 25							
				54	2021 02 25							
				50	2021 02 25							
				56	2017 06 13							
				51	2021 02 25							
				47	2014 06 13							
				38	2017 09 22							
				36	2020 03 02							
				57	2016 09 23		234,011				234,011	
				46	2019 03 11		6,240				6,240	
				55	2021 02 25	2022 04 13						
				49	2017 07 10	2022 11 28	234,011				234,011	
	--	--	--	--	--	--	708,273	0	0		708,273	--

1

4 13

2 Ố N

□

	2022	04	13
	2022	04	13
	2022	05	06
	2022	11	28
	2022	04	13
	2022	04	13
	2022	04	13
	2022	11	28

1972 9

1965 11

1968 3

( )

1972 5

:

1984 4

1986 ¤ 7

ÆÒÈ… LöÐRÐ0¦

Ct

سي

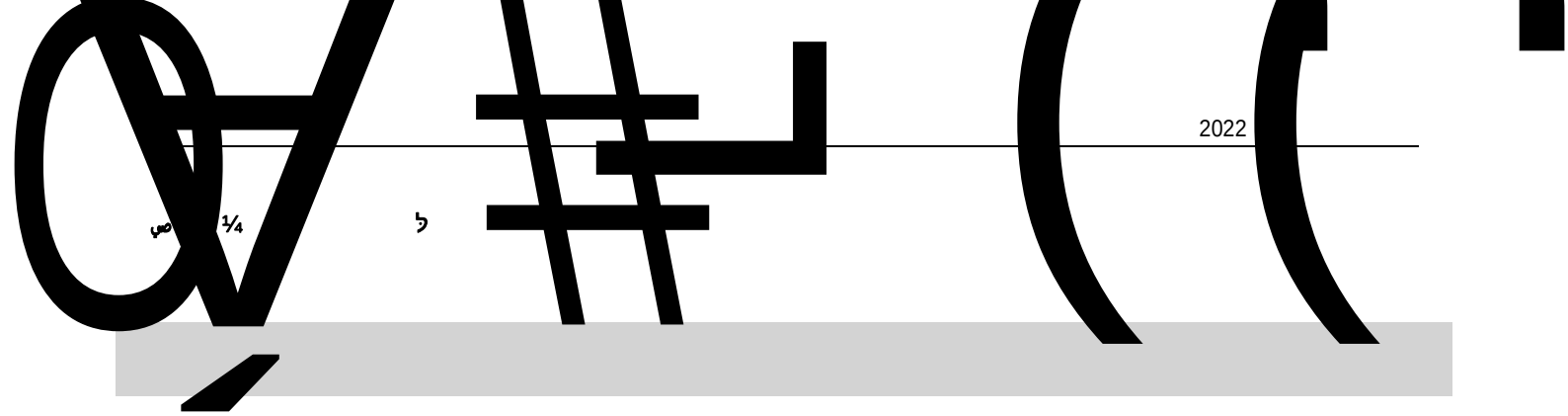

2021 09 16

[redacted]2

[redacted]

[redacted]						
			49		78.93	
			56			
			50			
			57		64.37	
			49			
			48			
			45		7.2	
			54		7.2	
			50		7.2	
			56			
			51			
			47			
			38		22.57	
			36		21.99	
			57		91.1	
			46		47.08	
			55		51.01	
			49		71.45	
	--	--	--	--	470.1	--

2021 2021
2021 2021
2022 2021
2022 2021
2022 04 08 2022 04 09 2021
2022 2021
2021
2022

2022 04 13 2022 04 14

3

□

4

□

2

2

2017

2017

1 2022 09 20

10

□

2022 6 30 2021 12 31 1,570,754,217
10 0.10 (
15,707,542.17 خم “

1

2

☐

1

2023 04 12

2023-054

99.16%

99.99%

R ÔÈ×€BAÑÕRÏÖÊB2+XÕÂ R ÔÄ\ Õ!€ ^ R"

30%

8$,´ È W¾F1y Õ>˜ ÑAÑ

30%

,

□

□

2022

“ ” “

”

“ ”

1

□

S

ᴊ S

B S

ᴏ ᴎ

m" ǖ

3ǵǖ ∃ 3mm

2

□

□

□

“ ”

□

“ ”

□

ʎ ʞ ı ώ ɱ ɫ ɓ ɒ

□

□

4

ꟻ ƨ ⱽ

	( )
	195
	26
	4 1

□

□

2022 ( )2021 140
2021 55

□

□

□

( )	( )	( )	( )

1999 2
1,600

5113.48

□

□

1

2

3

□

4

□

5

□

6

□

7

□

2022 1

193.5 10.8 36
2022 10 10
2,350 270
2022 1 25 2022 10 11

2022-005 135

100%

130,903,731 106,564,800
2022 3 30
2022 4 1 2022 6
14

2022-054 109
2022 5 25

80 10

65% 5% 30%
2022
2022 5 26 2022 6 11

2022

2022-098 107

395,517,143.00

2022 11 10 2022

10 26 2022 11 11

2022-137 142

14.37 13.01

1.36 3.9 2023

3 8 2023

2023-

021

3.30 2.02 440.81

“ ” “ ”

2022 01 25 [illegible] 6 www.cnink [illegible] 6 [illegible] p p

1

1

□

2

□

3

□

2

□

| | | |

3

1

□

2

□

4

□

□

105-105A

2022 5 28
2022-102

2020 10 15
2,040
1,960
2021 10 15
1,960
700 1,260

2021 10 27 2022 8 23

2021-139 2022-114

2021

2021 2021 12 31
1,570,754,217 10 0.10 (
15,707,542.17
2022 6 30 2022
6 23 2021
2022-110

2022 9 20 ,
2017

2017 2022 9
30 2017
,
35.088 0.0223% 2022 9 28
2017
2022-130

MAG 1200kt/a
2022 5 26
265,367,371.00 35,369,594.05
2023 2 20 [2022 01
1002]

2022 6 1 2023 2 25 2023 3
28
2022-103 2023-015 2023-033

□

1

	882,084	0.06%				-292,377	-292,377	589,707	0.04%
1									
2									
3	882,084	0.06%				-292,377	-292,377	589,707	0.04%
	882,084	0.06%				-292,377	-292,377	589,707	0.04%
4									
	1,569,872,133	99.94%				292,377	292,377	1,570,164,510	99.96%
1	1,569,872,133	99.94%				292,377	292,377	1,570,164,510	99.96%
2									
3									
4									
	1,570,754,217	100.00%						1,570,754,217	100.00%

1

□

2017 2017

10

35.088

2

□

2022 9 20

2017

2017

3

□

2017

35.088

0.0223% 2022 9 30

4

□

5

□

2

□

	23,401	23,401	2024/8/25
	152,107	152,107	2024/8/25
	175,-		

1

	78,993		64,871	8	0	8	0
5% 10							
		34.34%	539,335,010			539,335,010	
		20.55%	322,733,638			322,733,638	
		0.34%	5,289,268	111,900		5,289,268	
		0.32%	5,102,000	223,740		5,102,000	
UBS AG		0.31%	4,876,802			4,876,802	
		0.28%	4,390,000			4,390,000	
		0.26%	4,134,818			4,134,818	
		0.26%	4,123,331			4,123,331	
		0.24%	3,750,025			3,750,025	
		0.18%	2,807,607			2,807,607	
/							



	/			
		1953 08 09	9135000015814318 32	
	600686 416 0.58% 000905 437.3177 0.59% 601328 27.3973			

□

3

/

ă ǁ

6

☐

☐

☐

□

□

□

□

1

2015		15		112301	2015	12	07	2015	12	07	2022	12	07	0.00	5.58%
2020		20	R1	114646	2020	01	22	2020	01	22	2023	01	22	0.00	5.95%
2022		22	01	149777	2022	01	18	2022	01	18	2025	01	18	490,000,000.00	5.46%
					15										5
							5								
					20	R1									2

	22	01

2015	490,000,000.00	490,000,000.00	0.00			
2020	550,000,000.00	548,798,100.00	1,201,900.00			
2022	490,000,000.00	490,000,000.00	0.00			

□

□

5

□

6

□

□

1

2020	20 ZR002	20CFZR1594	2020	10	09	2020	10	09	2023	10	09	300,000,000.00	4.00%		

( )



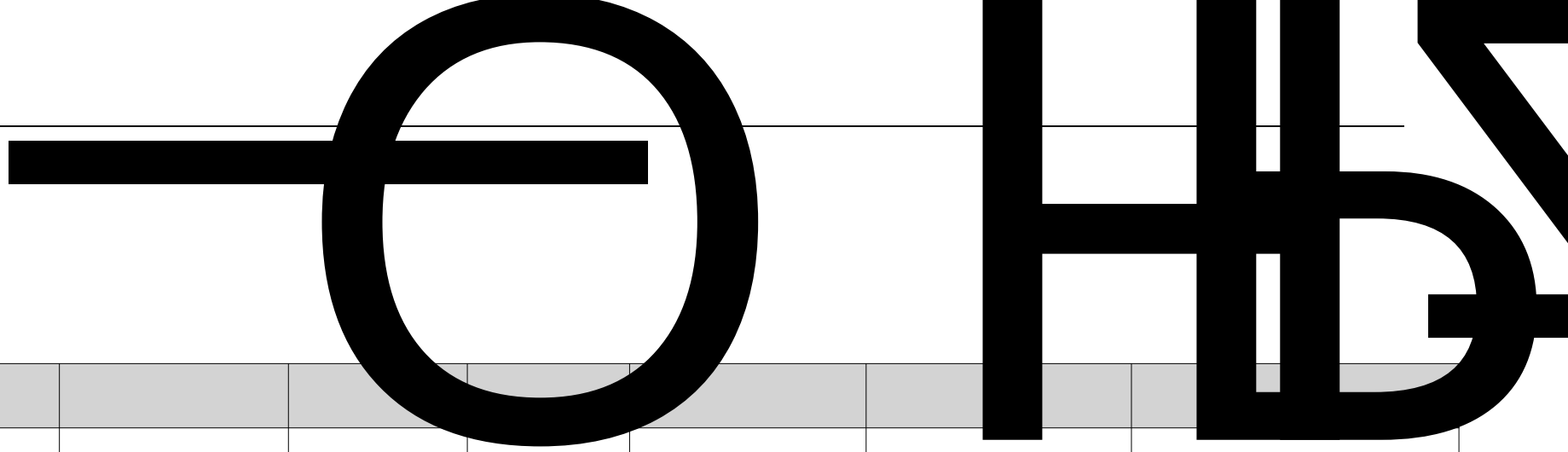

□

4

2020 ( )	300,000,000.00	300,000,000.00	0.00			
2020 ( )	270,000,000.00	270,000,000.00	0.00			

0 ἔ o □

□

10%

□

□

□

œ

	1.5710	1.5707	0.02%
	75.12%	73.60%	1.52%
	0.4187	0.4164	0.55%
—			
ö đ			

	2023 04 11
	( )
	[2023]23003470012

2022 12 31 2022

2022 12 31

2022

“ ”

4

2022

Ƙ

	2022 12 31	2022 1 1
	2,490,884,528.30	2,595,199,686.39
	15,327,200.00	12,249,287.42
		195,560.00
	1,802,166,773.25	1,042,887,605.62
		11,471,000.00
	284,900,574.50	249,343,965.59
	160,498,893.70	166,207,647.72
	1,929,479.62	2,036,672.93
	14,628,038,492.37	13,412,945,961.76
	1,180,453,329.62	1,331,612,072.00
	633,685,628.43	639,288,288.58
	21,195,955,420.17	19,461,401,075.08

	2,499,123,285.79	2,258,627,394.89

		2,343,000,000.00	2,183,351,936.79
		391,719,501.94	331,595,436.04
		301,641.58	262,225.00
		295,537,247.55	188,720,537.15
		71,256,297.77	72,731,525.86
		172,946,125.75	140,166,110.41
		1,798,204,486.19	1,884,005,146.40
		1,301,556,674.85	1,406,903,994.16
		14,885,562.12	9,184,366.64
		6,389,407,537.75	6,216,921,278.45

4

	2022	2021
	1,543,911,498.47	1,882,120,484.79
	1,556,669,656.38	1,834,960,004.33
	3,373,780.05	3,299,499.02
	0.00	60.37
	113,460,419.68	104,682,560.84
	-185,243,991.92	157,439,754.05
	286,013,993.46	307,328,377.89
	324,373,780.07	267,906,361.52
	6,500,500.71	5,305,132.20
“ ”	89,954,399.45	397,786,836.92
	2,773,699.25	-12,037.89
“ - ”		
“ ”		
“ ”	-2,297,955.00	-1,289,315.09
“ - ”	-39,322,654.15	-30,405,733.84
“ - ”	-39,976,755.39	-292,686.95
“ - ”	0.00	5,524,153.55
“ ”	70,509,169.90	158,366,992.97
	1,585,423.21	1,014,182.26
	3,559,608.84	4,098,586.11
“ ”	68,534,984.27	155,282,589.12
	16,005,972.62	17,457,407.65
“ ”	52,529,011.65	137,825,181.47
“ ”	52,529,011.65	137,825,181.47
“ ”		
	-1,604,788.46	14,216,409.96
1.		
2.		
3.		
4.		
5.		
	-1,604,788.46	14,216,409.96
1.		
2.		
3.		
4.		
5.		
6.	-1,604,788.46	14,216,409.96
7.		
	50,924,223.19	152,041,591.43
	0.0334	0.0878
	0.0334	0.0877

5

	2022	2021
	8,813,833,655.65	7,741,147,707.81
[redacted]	151,003,237.47	84,716,881.02
	359,701,500.51	286,363,270.12
	9,324,538,393.63	8,111,-,8.3 o ز

[redacted]

[redacted]

6

	2022	2021
	1,704,0	




2021

8

d'

1996

1996 35

1997 6 [1997]343 344 7,700
6,973.50 726.50 7 15
1998 1 16

1998 6 1997 10:3

2000 8 10 3

2006 8 21 [2006]1076
11,488

2006
2006 10 12
10 3

2015 6 2 2015
2015 2016 1 7
[2016]57
116,835,732.00 A A
110,345,630.00 110,345,630.00

2017 6 2016
499,798,070.00

2017 10 2017
2017
2017 10 16 [2017]454

8,067,500.00

2018 6 2018
200,000.00
200,000.00

2018 8 2017 1,007,463,640
10 3.000595 302,299,036

2018 8 2017
2017
2017 10 16 [2017]454

2014 9

2015 1

2014

“ 2012-2013 ” “ 2013

”

“ ” 29 ENR “ 250

” 4 2 2022

“ ” —— “ ”

“ ”

3

4

“ ”

1

——

15 —— 2014

2

12

;

1

2

1 1 12 31

3

12

4

5

1

2

Ό u א

ָ

6

1

,

2)

1)

7

1

1

2

3

4

5

2

8

9

1

1

2

3

4

2

1

“ ”

2

3

4

10

1

14 ——

14 ——

1

2

ŭ

3

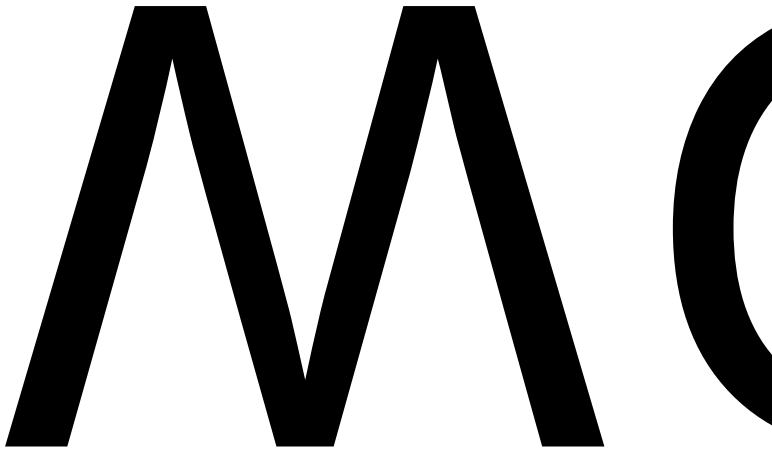

2

1 Ô @

ɳ n ŭ “

3)

(4)

	(/)
,	

1)

22

——

2

22 ——

(5)

1

2

Ē φ Ų ̲ ϰ r

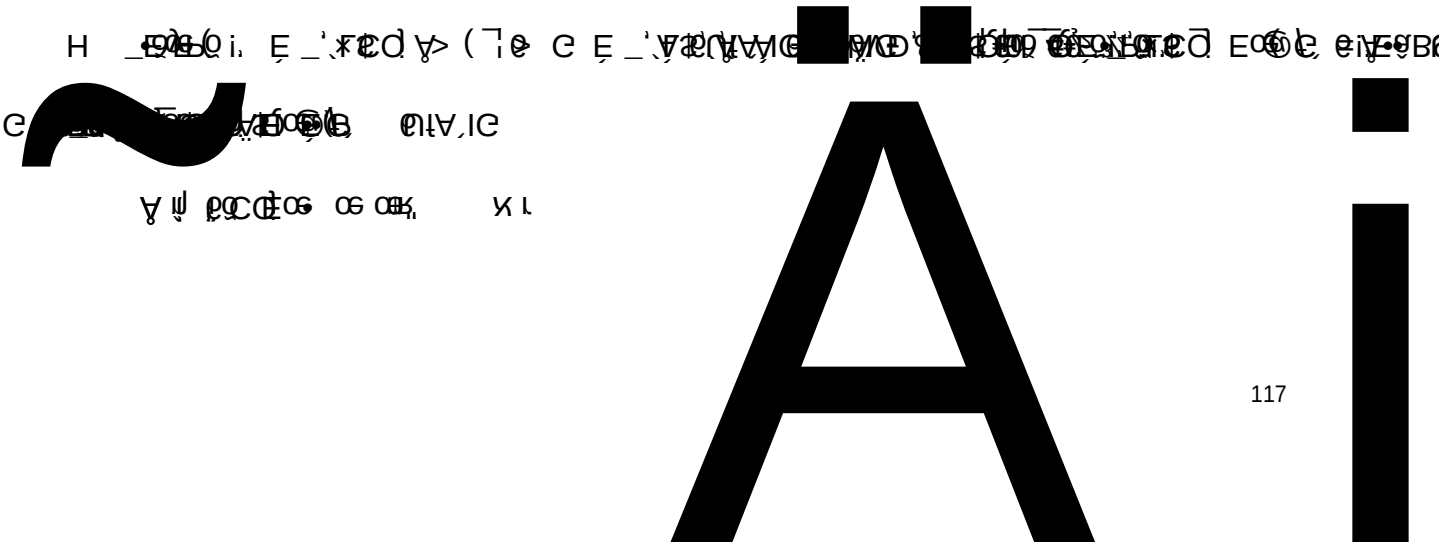

A

B

C

D

E

F

3

4

12

5

6

7

8

9

11

12

1

, DBB EPC EPC+F , DBB EPC
EPC+F

2

فذ

15

1



2

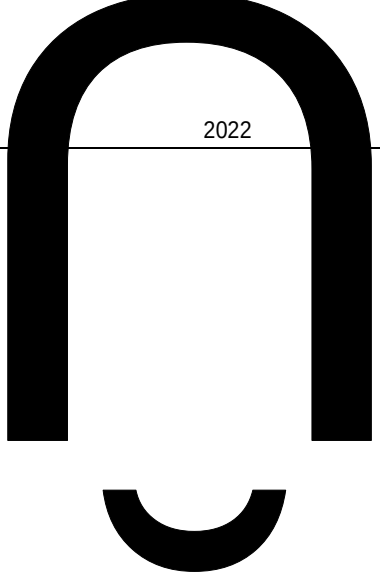

17

(

)

1

1 هه

1

2

2

1

2

19

10

20

10

21

22

1

B , 20 ——

2

A

B

C

7 ——

D 12

——

3

1

2

22 ——

8 ——

4 12 4 10

4-6

3

1)

2)

3)

75% 4)

5)

25

17 ——

26

1

2

33

C.

L”MŽà[illegible]

C

3

4

F0 B9 ĐC



¦ ã [illegible]



37

1

2

1

2

3

,

1

2

3

3

3 ——

40

1

2

1

2

3

1

2

1

4

1

2

1

29

2

35

3

4

A

B

5

12

4

1

2

10

5

39

1

ǰ Ď ا

4

44

1

□

2021 12
15 2021 35
“ 15 ” “ 2022
1
” “ ,
” 2022 1 1

2022 12
16 2022 31
“ 16 ” “ 2022
2
” “ ,
”

2 2022 1(“ p 30 16
“ ” “
”

A.
16

2022 11 30
2022 1 1 2022 1 1 ,5Ê û ,@ñ0 R" @QÁP

B.
16



2

3

4

5

6

1

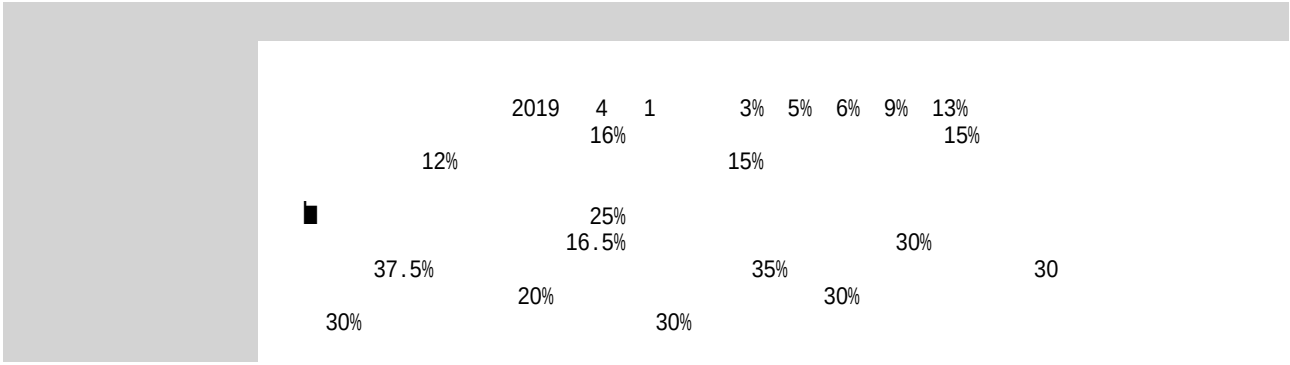

	2021 12 2021 1 1 2022 12 31 100 (2019 13)	
	1%—5% 30%-60%	
	3%	

v

3

4

1

		195,560.00
		195,560.00

						200,000.00	100.00%	4,440.00	2.22%	195,560.00
						200,000.00	100.00%	4,440.00	2.22%	195,560.00
						200,000.00	100.00%	4,440.00	2.22%	195,560.00

□

2

	4,440.00		4,440.00			
	4,440.00		4,440.00			

□

3

4

	53,195,750.00
	53,195,750.00

5

6

5

1

	189,280,277.08	9.47%	67,568,982.67	35.70%	121,711,294.41	111,591,125.92	9.36%	51,313,611.06	45.98%	60,277,514.86
	186,556,808.62	9.33%	66,712,586.76	35.76%	119,844,221.86	82,740,708.73	6.94%	42,781,137.67	28.63%	39,959,571.06
	2,723,468.46	0.14%	856,395.91	31.45%	1,867,072.55	28,850,417.19	2.42%	8,532,473.39	5.71%	20,317,943.80
	1,809,293,457.54	90.53%	128,837,978.70	7.12%	1,680,455,478.84	1,080,739,161.32	90.64%	98,129,070.56	9.08%	982,610,090.76
	1,809,293,457.54	90.53%	128,837,978.70	7.12%	1,680,455,478.84	1,080,739,161.32	90.64%	98,129,070.56	9.08%	982,610,090.76
	1,998,573,734.62	100.00%	196,406,961.37	9.83%	1,802,166,773.25	1,192,330,287.24	100.00%	149,442,681.62	12.53%	1,042,887,605.62

67,568,982.67

	57,070,528.66	57,070,528.66	100.00%	
FORTUNE BAY RESOURCES PTE. LTD.	22,508,546.69	47,042.86	0.21%	
VITAL MATERIALS CO., LIMITED	20,925,825.00	341,126.14	1.63%	
MELLOWER COFFEE HOLDING COMPANY PTE LTD	15,700,962.22	32,815.01	0.21%	

	10,722,585.33	1,733,429.66	16.17%	
DZT RESOURCES LIMITED	8,472,931.78	17,708.43	0.21%	
	7,330,209.83	7,330,209.83	100.00%	
HONGKONG MEILANGGELAN ELECTRIC LTD.	6,973,619.52	29,149.73	0.42%	
MELLOWER COFFEE (SINGAPORE) PTE LTD	6,712,122.80	14,028.34	0.21%	
SANMU EXPRESS LIMITED	6,224,610.80	13,009.44	0.21%	
ELECTRONIC 2000	5,497,328.38	22,978.83	0.42%	
HONGKONG ABUND TRADING CO.,LTD	5,446,502.47	11,383.19	0.21%	
MINCOM LTD	5,306,542.91	22,181.35	0.42%	
REAL CONCEPT H.K	5,251,916.90	21,953.01	0.42%	
Longfor Trading PTE LTD	2,412,575.33	5,042.28	0.21%	
CHINESE EGYPTIAN MINING & MINING INDUSTRY COMPANY	1,878,852.96	11,780.41	0.63%	
	679,651.21	679,651.21	100.00%	
	154,067.87	154,067.87	100.00%	
	10,896.42	10,896.42	100.00%	
	189,280,277.08	67,568,982.67		

	1,684,797,775.31	128,837,978.70	7.65%
	124,495,682.23	0.00	0.00%
	1,809,293,457.54	128,837,978.70	

	1,329,426,190.20	23,157,714.77	1.74
	201,046,131.53	20,655,613.83	10.27
	70,471,280.25	11,243,656.18	15.95
	19,052,198.94	8,979,019.53	47.13
	895,474.31	895,474.31	100.00
	63,906,500.08	63,906,500.08	100.00
	1,684,797,775.31	128,837,978.70	7.65

3			
4		ϒ1Μ ϒ	ÐÐ

2˜Å ˜

⅄ r o	ⅿ	⅄ ⅿ U ⅃ Ŕ%Є
' o	39,088,828.80	13.72
ε o	33,052,320.00	11.60
P o	31,936,464.00	11.21
⅋ o	31,317,119.79	10.99
ˇ o	16,731,801.10	5.87
U	152,126,533.69	53.39

8

	1,929,479.62	2,036,672.93
	158,569,414.08	164,170,974.79
	160,498,893.70	166,207,647.72

¦ f !n
Ŗ€ÛÔp ¦Ç@ñ2 C ⅿ⅄WGYƒ •,P

——	-791,024.63	791,024.63		
——		-2,415,145.50	2,415,145.50	
	1,441,550.11	765,789.80	1,692,820.13	3,900,160.04
	730,661.29	303,049.32	40,979.42	1,074,690.03
	69,619.69	2,351,468.97	17,032,106.16	19,453,194.82
2022 12 31	2,825,762.47	80,514,697.69	230,446,723.99	313,787,184.15

□

1 1	90,478,000.66
1 2	8,502,807.32
2 3	24,623,360.32
3	348,752,429.93
3 4	6,296,323.95
4 5	3,740,265.12
5	338,715,840.86
	472,356,598.23

3

	291,508,519.32	3,900,160.04	1,074,690.03		19,453,194.82	313,787,184.15
	291,508,519.32	3,900,160.04	1,074,690.03	0.00	19,453,194.82	313,787,184.15

4

5

		122,548,461.54	5	25.94%	122,548,461.54
		33,940,911.36	5	7.19%	33,940,911.36
		26,648,243.80	5	5.64%	26,648,243.80
		22,523,056.56	1	4.77%	225,230.56
		21,084,048.96	1	4.46%	0.00
		226,744,722.22		48.00%	183,362,847.26

6

				2019
	116,400.00	2	3	

!Ì» „Ö/ú û ËA0"r

2021	03	2023	10	1,193,210,000.00	714,260,741.33		605,500.00	156,404,846.98	870,060,088.31	165,916,026.36	59,056,024.68
2021	03	2023	04	70,676.00	308,926,152.06	311,155,637.20	879,386.40	199,484,852.65	196,37		

2

.26	33,500,711.60	253,401,797.66	337,021,817.13	20,173,388.34	316,848,428.79
.54	171,601,901.58	927,051,531.96	1,116,797,543.12	102,03	2



14

پ ,پ ,پ ,m" א Ķ % אא r א r پ I Ã



980,000.00				980,000.00	3,546,193.01
559,923.59	-16,049.27		10,989.43	554,863.75	
1,539,923.59	-16,049.27		10,989.43	1,534,863.75	3,546,193.01
3,464,155.43	837,279.37	720,000.00		3,581,434.80	
1,954,994.30				1,954,994.30	
4,645,779.26	174,319.-Ŏ				

18

	16,190,399.20	62,051,396.77
	16,190,399.20	62,051,396.77

		12,661,424.69				

19

	4,902,100.00	4,983,000.00
	4,902,100.00	4,983,000.00

20

1

□

1.	707,945,264.62

1	23,502,398.06	456,183.12	23,958,581.18
2 \ \	1,189,434.60		1,189,434.60
3	4,556,380.70		4,556,380.70
3.	18,589,607.82		18,589,607.82
1	18,589,607.82		18,589,607.82
2			
4.	127,415,373.02	532,213.63	127,947,586.65
1.	4,672,207.11		4,672,207.11
2.	273,747.66		273,747.66
1			
2	273,747.66		273,747.66
3.	4,491,475.61		4,491,475.61
1	4,491,475.61		4,491,475.61
2			
4.	454,479.16		454,479.16
1.	629,415,527.12	20,680,297.37	650,095,824.49
2.	586,516,290.03	21,136,480.49	607,652,770.52

2

□

24

□

25

1.	8,172,239.90				8,172,239.90
2.	1,432,107.12				1,432,107.12
1	1,412,884.16				1,412,884.16
2	19,222.96				19,222.96
3.	3,177,737.11				3,177,737.11
1	3,177,737.11				3,177,737.11
4.	6,426,609.91				6,426,609.91
1.	3,362,322.57				3,362,322.57
2.	3,327,109.57				3,327,109.57
1	3,315,244.10				3,315,244.10
2	11,865.47				11,865.47
3.	3,177,737.11				3,177,737.11
1					
2	3,177,737.11				3,177,737.11
4.	3,511,695.03				3,511,695.03
1.					
2.					
1					
3.					
1					
4.					
1.	2,914,914.88				2,914,914.88
2.	4,809,917.33				4,809,917.33

26

1

1.	114，

27

	3,980,005.10	6,382,613.94		7,524,402.73		2,838,216.31
	3,980,005.10	6,382,613.94		7,524,402.73		2,838,216.31

Ҳ ҙ ӯ ө U ҫ ҳ ҽ Ї
II Ł ŧ ҽ ҽ Ί φ ς Ї ї 85% ɼ

28

1

	1,922,396.25					1,922,396.25
	81,490.01					81,490.01
	128,894.91					128,894.91
	1,400,000.00					1,400,000.00
	4,502,719.17					4,502,719.17
		446,635.00				446,635.00
	8,035,500.34	446,635.00				8,482,135.34

2

	1,922,396.25					1,922 396.25

29

	21,685,603.52	3,852,013.74	14,705,610.57		10,832,006.69
	7,512,077.12	731,619.90	1,577,144.15		6,666,552.87
	29,197,680.64	4,583,633.64	16,282,754.72		17,498,559.56

30 /

1

	3,859,213.58	2,573,335.79	9,916,773.62	2,865,881.22
	619,309,622.72	154,053,739.50	554,065,746.99	148,338,028.03
	264,215.33	66,053.83	795,728.47	198,932.12
	2,028,122.00	507,030.50	2,142,932.12	535,733.03
	21,741.03	5,435.26		
	26,909,896.29	7,688,774.96	25,689,260.71	7,296,655.30
	652,392,810.95	164,894,369.84	592,610,441.91	159,235,229.70

2

	13,689,765.40	3,422,441.35	59,762,594.72	14,940,648.68
	1,133,408.25	283,352.06	1,147,398.65	286,849.66
	1,392,947.48	203,421.28	1,274,949.19	209,969.37
	16,216,121.13	3,909,214.69	62,184,942.56	15,437,467.71

3

		164,894,369.84		159,235,229.70
		3,909,214.69		15,437,467.71

4

	590,030,969.98	397,163,304.08
	1,151,472,580.76	914,994,583.45
	1,741,503,550.74	1,312,157,887.53

5

2022		45,417,441.10	
2023	102,868,925.62	119,262,794.49	
2024	67,609,539.83	70,800,010.20	
2025	137,300,641.77	143,172,298.29	
2026	186,496,137.00	202,253,091.29	
2027	328,089,406.97		
	329,107,929.57	334,088,948.08	
	1,151,472,580.76	914,994,583.45	

35

			178,461,102.60
		326,600,516.24	162,290,000.00
		326,600,516.24	340,751,102.60

0

36

1

	1 1		1,173,292,416.40	1,204,931,916.33
	1-2 2		626,385,884.19	178,428,634.41
	2-3 3		71,183,023.64	193,596,287.65
	3		287,946,426.23	265,154,096.13
			2,158,807,750.46	1,842,110,934.52

2 1

	281,959,222.82	
	190,476,591.27	
	47,908,277.26	
	30,971,769.31	
	4,195,356.04	
	116,070,659.43	
	19,957,596.50	
	13,364,851.50	
VANCI ENGINEERING COMPANY LIMITED	10,808,834.09	
	10,654,867.52	
Agapito Obama Bee	8,200,089.03	
	6,109,225.01	
Rubis Energy Kenya PLC	5,540,266.67	
TONONOKA ROLLING MILLS LTD	5,027,910.03	
Gulf Energy Limited	4,359,822.72	
	755,605,339.20	

37

1

1 (1)	924,695.30	791,351.38
1 2 (2)		
2 3 (3)		
3		4,500.00
	924,695.30	795,851.38

2



39

1

-	111,020,225.11	474,703,350.35	478,833,236.59	106,890,338.87

40

	124,926,131.52	88,584,924.68
	89,587,598.72	119,342,062.08
	1,777,429.80	1,672,352.92
	2,195,911.85	4,814,706.60
	1,318,951.56	960,882.42
	488,024.11	478,685.03
	1,672,588.17	1,582,742.03
	1,277,984,357.85	1,196,228,633.97
	2,001,113.05	2,567,851.11
	1,893,418.16	2,483,574.00
	1,503,845,524.79	1,418,716,414.84

2 1

	74,894,147.32
	61,333,222.84

45

1

	1,818,676,493.74	1,735,652,654.01
	83,000,000.00	64,480,719.68
	1,287,918,000.00	695,681,439.36
	3,189,594,493.74	2,495,814,813.05

46

1

2022	488,881,818.76	
2020		197,664,786.02
2020		296,491,972.83
2020		229,157,467.58
	488,881,818.76	723,314,226.43

2

3

4

47

	460,494.22	1,070,675.84
	460,494.22	1,070,675.84

48

	12,275.48	12,275.48
	12,275.48	12,275.48

1

1 2	12,275.48	12,275.48

2

49

1

2

50

	1,848,906.23	1,921,794.30	
	30,631,791.30	8,167,715.02	
	32,480,697.53	10,089,509.32	

51

	184,000.00		8,000.00	176,000.00	2020 93
	184,000.00		8,000.00	176,000.00	--

/

184,000.00 8,000.

	†	1,019,891.20 ώ E
Ґ1Є	″ ´ ѣ ⌐ Ї † ѯ Ҷ Ї†	3,508.80 ώ ѿ
Ґ2Є	! ↔ G ┼ └ Ᵽ γ	Ї

ѽ Ɔ

60

	1,272,112,263.31	1,326,540,551.03
	1,272,112,263.31	1,326,540,551.03
	30,447,748.19	53,614,123.21
	5,252,901.17	13,782,518.15
	15,707,542.17	94,25

	1,554,687,818.21	4,009,896,899.19	1,555,421,563.58	195,189,316.43	7,315,195,597.41
	479,389.95	4,002,150,853.57	1,555,163,405.83	133,674,223.52	5,691,467,872.87
	1,554,208,428.26	7,746,045.62	258,157.75	61,515,092.91	1,623,727,724.54
	1,554,687,818.21	4,009,896,899.19	1,555,421,563.58	195,189,316.43	7,315,195,597.41

2021 12 31 ( )

5,392,763,957.34 1,894,712,121.61 2023 1,466,151,802.68
2024 1,204,725,052.80 2025

3 ——

1		1,710,040,536.63
2		1,313,736,948.62
3		329,929,677.07
4		191,100,010.34
5		101,365,480.65

62

	11,665,795.10	15,442,852.10
	9,974,883.68	11,350,727.93
	6,602,696.79	4,379,588.52
	4,241,954.25	4,976,863.28
	37,793.76	35,010.00
	4,515,862.17	4,511,688.64
	559,848,453.75	395,826,140.22
	5,071,814.11	1,735,612.40
	601,959,253.61	438,258,483.09

66

	197,178,436.33	111,971,780.20
	11,947,353.20	16,368,370.53
	-127,305,976.04	142,766,151.48
	5,052,027.71	4,158,267.44
(+ -	4,656,679.21	68,808.91
	5,259,124.10	2,815,012.96
	72,892,938.11	245,411,650.46

67

	192,290.08	173,054.52
	6,863,736.34	6,008,049.25
	202,937.68	133,597.64

68

	5,788,224.11	1,039,566.44
	885,804.92	66,412,660.83
	119,242.03	47,055.39
	2,563,440.24	2,348,480.89
		779,150.08
	9,356,711.30	4

8

[redacted]

75

	196,057.10	224,822.06	196,057.10
	2,969.72	481,26	

78

1

79

1

1		
	147,937,752.24	154,263,274.78
	245,672,099.31	27,295,205.91
	46,081,011.38	27,105,236.23
	116,156,180.24	106,749,404.81
	3,315,244.10	3,466,252.34
	3,255,124.22	3,162,520.54
	16,282,754.72	18,001,496.95
Ů		

2

	419,704.20
	419,704.20
	419,704.20

3

4

	2,315,973,942.91	2,250,625,542.96
	4,170,848.27	5,680,623.94
	2,302,964,503.85	2,235,234,613.75
	8,838,590.79	9,710,305.27
	2,315,973,942.91	2,250,625,542.96

80

81

	174,910,585.39	
	4,217,275,328.90	
	3,268,068.70	
	318,348,813.41	
	471,898,552.70	
	5,185,701,349.10	

82

1

	60,424,843.62	6.96460	420,834,865.87
	1,387,519.43	7.42290	10,299,418.00
	133,895,745.25	0.89327	119,605,052.36
	1,005,150,075.22	0.01130	11,358,195.85
	80,071,094.80	0.12500	10,008,886.85
	574,404,335.40	0.05650	32,453,844.95
	6,803,216,253.54	331.51840	20,521,383.59
	2,529,548,327.75	533.21510	4,743,954.79

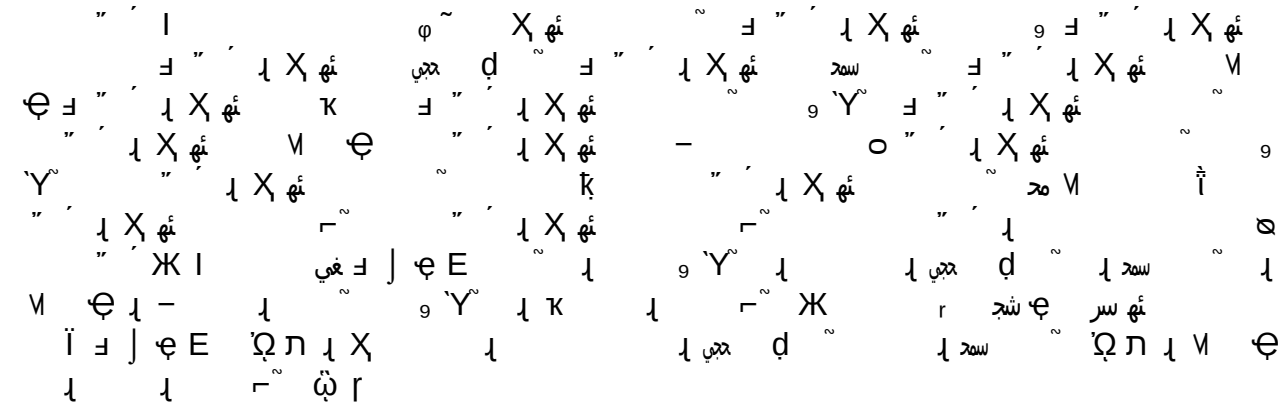

2

□

83

84

1

	176,000.00		8,000.00
	7,352,518.88	/	7,352,518.88
	7,528,518.88		7,360,518.88

2

□

85

1

1

□

5

6

2

1

2

3

3

4

□

		29.75%
		100.00%
		100.00%
	100.00%	
	90.00%	9.90%
	100.00%	
	100.00%	
	100.00%	
	100.00%	
	70.00%	
		100.00%

บี๊

[redacted]

99.90%

100.00%

3

	373,397,192.97	41,708,511.86	415,105,704.83	544,057,153.60	544,057,153.60	374,599,125.00	32,789,747.61	407,388,872.61	499,897,204.16	499,897,204.16
	227,533,229.15	3,238,919.67	230,772,148.82	24,484,108.34	2					

2,059,092.85 -36,443,117.22 -36,443,

5

2

1

2

3

1

30.00%

ɻ ˋl ㄣ ɱ ɻ˙ ˋϒ ㄴ ‴ ẃ ɻ Ṣ ő Ṣ ɻ ɱ ẃ ‖ ɾ ő
ˊl ő Œǂǂǂ



2022

--

--

--

9,344

5

6

7

8

˝ ´ II ~~m~~ ˏ م ẃ I ˜ E ɻ ɻ

ɻ ˋI ל ɻ ˋI ל ˜ ˏ ɻ מ ɻ מ ɻ ˋI ל מ ɻ' ˋY L

˜ ẃ ɻ Ṣ ǚ Ṣ ɻ מ ẃ ‖ ɾ

9

1

5

1

/

	393,429,136.53	67,105,453.39
	18,867.92	

2 / /

3

		25,142.84	6,095.24
		142,933.87	
		27,428.56	27,428.56
		15,238.10	
		239,454.30	440,255.23
		75,436.60	155,073.66
		629,964.29	1,218,014.29
		1,155,598.56	1,846,866.98

						75,334.82	100,446.43	1,998.17	7,284.30	436,491.79	166,498.78

4

	12,564,000.00	2021 03 21	2023 09 21	
	83,000,000.00	2021 02 19	2022 02 19	
	83,000,000.00	2022 02 18	2024 02 17	
	97,063,500.00	2021 07 01	2022 07 01	
	100,000,000.00	2022 07 29	2023 07 28	
	114,761,000.00	2021 06 24	2024 06 24	
	19,353,728.99	2022 06 28	2023 06 28	

ıı ƿ ę 2022 ƨ ο ˝ ´ ę Χ ʇʇ ƙ ɷ ˝ ´ Ṣ
ɵ Ḧ ɾ Ḧ ę Ṣ Ï Ḧ ʙ 1.00% Ǖ ɾ

5

	6,400,000.00	2022 06 01		
	20,500,000.00	2022 02 01	2024 02 01	
	57,000,000.00			
	27,000,000.00			
	159,926.67			
	33,000,000.00			
	90,000,000.00			
	60,000,000.00			

6

7

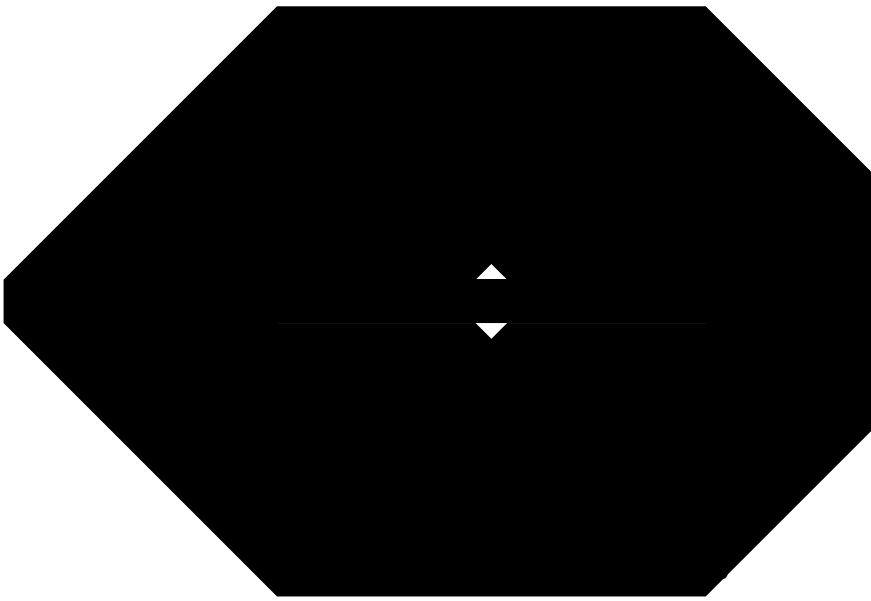

6

1

2

		162,290,000.00
	4,797.26	110,902.75
	2,116,441.03	1,474,061.82
	445,472,695.45	364,998,259.40
	4,000.00	4,000.00
	16,000.00	16,000.00
	493,465,897.53	500,280,873.37
	6,077,576.70	5,392,749.11
	39,175,414.82	2,772,973.20
	55,970.76	496,428.73
	8,450.00	8,450.00
	372,753.97	
	298,742.13	
	15,000.00	848,300.00
	100,876,544.74	77,742,164.31
	14,536.00	13,014,536.00

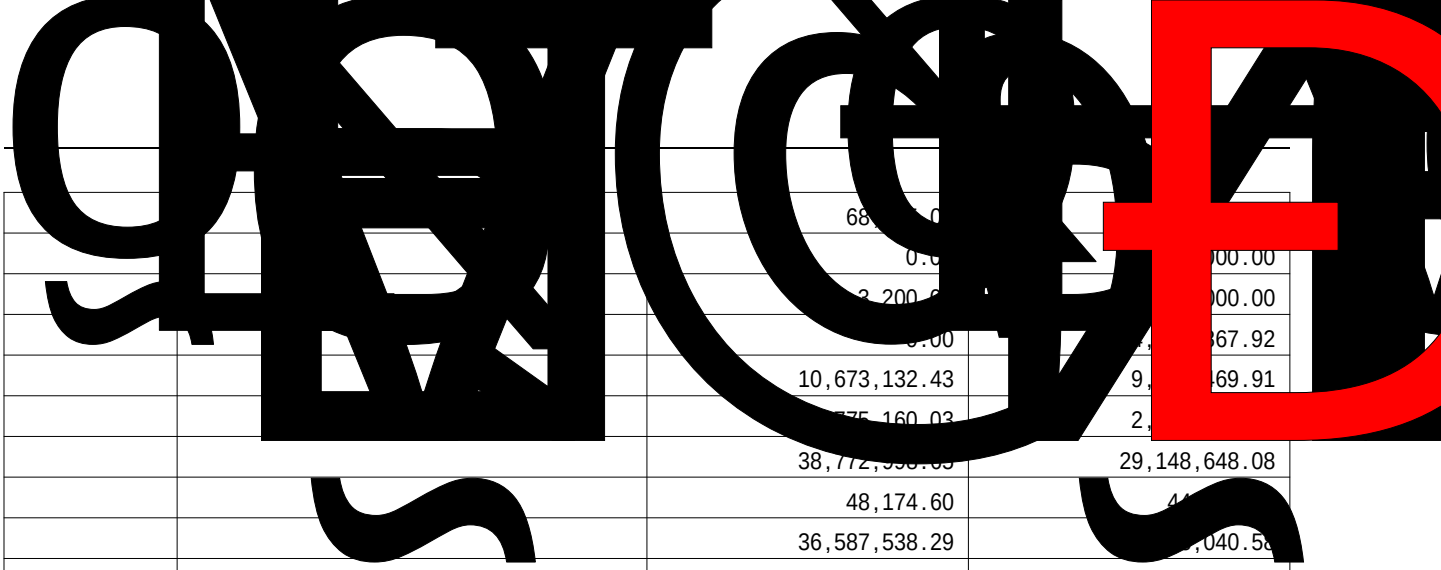

		68	0
		0.0	00.00
		3,200.0	00.00
		0.00	67.92
		10,673,132.43	9, 69.91
		575,160.03	2,
		38,772,998.69	29,148,648.08
		48,174.60	4
		36,587,538.29	,040.58
		68,542,754.07	61,333,222.85
		4,619,365.66	4,619,365.66
		1,141.44	1,141.44
		12,849,131.62	11,199,414.26
		2,594,870.00	2,048,874.69
		0.00	1,368,641.49
		440,975.00	440,975.00
		6,900,000.00	6,900,000.00
	-- 1	430,779.46	394,287.60
		2,510,000.00	2,510,000.00
		980,000.00	980,000.00
		996,034.00	996,034.00

7

8

1

F2P —2SQ0 ` P —2SQ0 `

	0.00
	350,880.00
	0.00
	0
2017	86.00
3.68 /	29.2400
2019	35.0880
2022 9	2017

2.906667 / 2.896667 /

2 2022 9

34%

103.2 86

0.07% 34% 35.0880

0.022%

2

□

	52,365,858.13
	15,890.06

3

1

2

	15,707,542.17

3

4

1

1

2

2

3

1

2

4

5

6

1

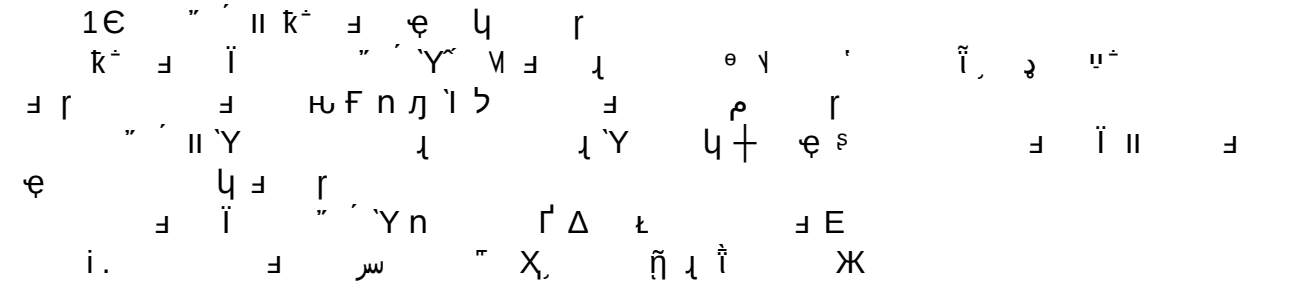

ii. ˝ ´ ᴍ ᴇ Ï ıı ” Ϙ ˋl م ᴍ ˋl ƙ Ж

iii. ˝ ´ Ǖ ᴇ ˆ ˝ ɻ م ĩ ᴰ Ḫ ʃ

2Є

1

1

	75,288,288.11	5.80%	66,299,132.44	88.06%	8,989,155.67	73,960,471.99	6.78%	50,226,519.46	67.91%	23,733,952.53

72,324,507.44

	909,487,028.18	72,324,507.44	7.95%
	312,483,568.69	0.00	0.00%
	1,221,970,596.87	72,324,507.44	

□

1 1	825,874,185.12
1 2	179,930,718.74
2 3	67,967,811.39
3	223,486,169.73
3 4	13,135,171.91
4 5	855,135.34
5	209,495,862.48
	1,297,258,884.98

2

4

	293,087,659.43	22.59%	24,038,065.00
	194,827,462.29	15.02%	0.00
	173,858,692.89	13.40%	57,070,528.66
	127,312,061.86	9.81%	9,676,550.77
	98,983,466.68	7.63%	6,826,482.32
	888,069,343.15	68.45%	

5

6

2

		259,000,000.00
	6,674,316,245.48	5,686,901,238.63
	6,674,316,245.48	5,945,901,238.63

1

1

2

3

□

2

1

( )		
		259,000,000.00
		259,000,000.00

2 1

3

□

3

1

	7,611,943.68	7,209,423.54
	42,656,256.06	31,044,480.04
	15,429,528.43	13,394,832.32
	136,908,847.74	126,391,009.23
	2,492,274.21	701,051.58
	6,617,966,674.20	5,644,383,774.50
	6,823,065,524.32	5,823,124,571.21

3

	136,2 332.58	2,160,393.94	14,339.82		10,379,892.14	148,749,278.84
	3,332.58	2,160,393.94	14,339.82		10,379,892.14	148,749,278.84

4

5

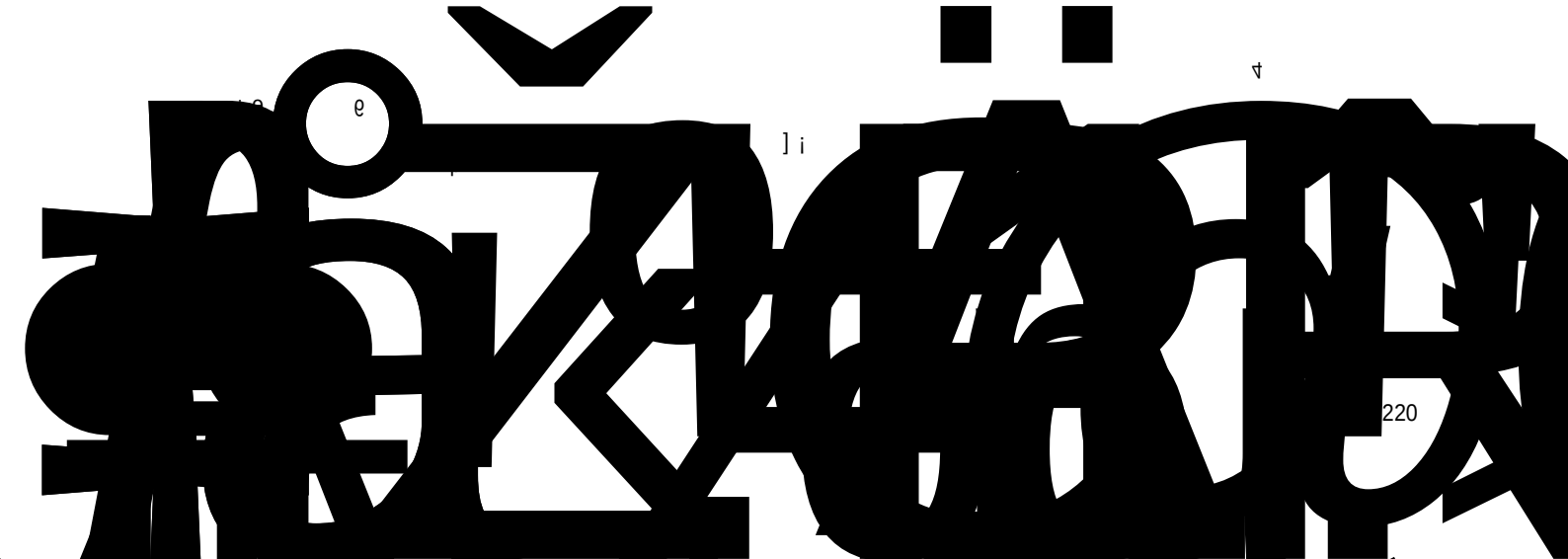

	21,282,348.63	21,282,348.63
	16,530,440.66	16,530,440.66
	25,572,125.54	25,572,125.54
	51,000,000.00	51,000,000.00
	4,750. 5	

( )

5,392,763,957.34

1,894,712,121.61 2023 1,466,151,802.68 2024

1,204,725,052.80 2025

5

	84,498,017.93	513,895,446.14
	2,773,699.25	-12,037.89
		-118,426,323.65
	119,242.03	47,055.39
	2,563,440.24	2,282,696.93
	89,954,399.45	397,786,836.92

6

1

□

1 ——

□

	102,528,018.06	100% 102,528,018.06 -- 1

2

		/	/
	0.59%	0.0194	0.0194
	0.44%	0.0143	0.0143

3

1

□

2

□

3

4

