000797 2023-100

149777 22 01



2023

2023 8

(

)

“ ” “

”

. 1
. 5
. 8
. 32
. 33
. 34
. 43
. 47
. 48
. 51

、 、 、

( ) 并 财 报表。

、报

本 。

		2023 1 1 2023 6 30

			000797
	CHINA WU YI CO.,LTD.		
	CHINA WUYI		

1

□ ☑

2022

2

□ ☑

2022

3

□ ☑

☐ ☑







2023

5.5%

1

2023 1-6 4,901

7% 6,559.8 2.3% “ ”

3,301 2.5%

50.3% 2,777.2 11.5%

56.7%

2

“ ” “ ”

30

“ ”

“ ” “

” 29 ENR “ 250 ”

“

” 2018 5 AAA

“ ”

“ ”

“

”

3

	2023.12.31			
	2023.12.31			
	2023.12.31			
	2023.12.31			
	2023.12.31			
	2023.12.31			
	2023.12.31			
	2023.12.31			

4

EPC

COLOHO

COLOHO

22,000 10,000

3 ——

“ ”

1

2023

“ ”

1-

6 58,550 7.9% 44,439

7.3% 791,548 6.6% 49,880

24.3% 33,904 19.0%

59,515 5.3% 63,092 1.1%

3.7% 6 64,159 17.0%

2

“ ”

“ ” “ ” “ ” “ ”

“ ” “ ” “ ” “ ”

“ ”

“

”

1

37

22.37 27.99

1.6

0.94 18-24 43-53

“ ”

-

-



7.08 56.20% 5.07

39 482.58

2 “ ”

2023

“ ”

ضد

3

		(币)			( )		(币)	(币)	(币)	变 /差
1	埃 比 部	41,481.00		2016 10	76	99.98%	15,560.25	14,225.13	13,607.09	, ; 部
2	布 巴	87,081.00		2018 4	57	93.02%	92,457.97	88,541.35	80,921.98	,
3	波 堡–	17,390.00		2018 3	39	99.99%	22,563.49	22,060.06	20,963.97	, 补
4		11,680.76		2019 5	43	93.35%	14,959.05	11,803.02	9,381.62	,
5	巴布 CW2	56,729.00		2019 2	48	87.39%	50,260.88	48,812.65	45,610.91	
6	宾 宝	26,391.00		2021 2	36	82.25%	13,154.65	13,832.12	12,448.91	材 , 差

2023 6 30

4

GB/T 19001-2016/ISO 9001:2015

d'

5

ISO 45001 “

”

2

2023 2.74 36.04%

23.49 3.96 33.79

8.71 27.75 3.02 2.67

1

43-53			409.15	3,682.35		100.00%	31,957.08	31,957.08

2

/			
	14.39	35.93	4.72
	20.65	51.89	8.50
18-24	0.03	0.30	0.30
43-53	0.04	0.37	0.37
	0.014	0.12	0.12
	0.08	1.96	1.96
	0.45	0.45	0.45
eagle court	0.46	0.46	0.46
	36.114	91.48	16.88

3

/

4

/

2

2023

1

2

A B

“ ”

“ ”

3

1-2

4

5

6

☑ □

31.4

□ ☑

“ + ” “ EPC+ ”

“ ” “ ” “ ” “ ”
“ ”

“ ” “ ” “ ”

“ ” “ ”

“ e ” “ 797 ” “ ”

1

3

□ ☑

4

	1,494,516,740.25	100%	1,668,017,407.27	100%	-10.40%
	525,503,140.82	35.16%	769,102,687.45	46.11%	-31.67%
	274,010,354.72	18.33%	428,389,536.65	25.68%	-36.04%
	666,900,355.20	44.62%	426,310,387.07	25.56%	56.44%
	22,920,772.48	1.53%	28,197,724.75	1.69%	-18.71%
	5,182,117.03	0.35%	16,017,071.35	0.96%	-67.65%
	524,867,708.32	35.12%	769,132,029.70	46.11%	-31.76%
	267,307,160.33	17.89%	421,958,240.57	25.30%	-36.65%
	666,900,355.20	44.62%	426,310,387.07	25.56%	56.44%
	22,920,772.48	1.53%	28,197,724.75	1.69%	-18.71%
	12,520,743.92	0.84%	22,419,025.18	1.34%	-44.15%
	881,624,258.54	58.99%	697,622,886.04	41.82%	26.38%
	1,323,936.86	0.09%	59,476,780.54	3.57%	-97.77%
	18,084,872.92	1.21%	99,094,551.83	5.94%	-81.75%
	36,703,679.49	2.46%	17,702,937.72	1.06%	107.33%

☑ □

		%		
		%		
		%		
		%		
		%		
		%		
		%		
		%		

1

	%
	% % %



%
%
%

2

☑ □

3

☑ □

1.	15,327,200.00	-1,034,963.59			7,051,439.35	-11,975,155.76		9,368,520.00
3.	4,902,100.00				2,000,000.00			6,902,100.00
4.	16,190,399.20		520,364.91					16,710,764.11
	36,419,699.20	-1,034,963.59	520,364.91		9,051,439.35	-11,975,155.76		32,981,384.11
	36,419,699.20	-1,034,963.59	520,364.91		9,051,439.35	-11,975,155.76		32,981,384.11
	0.00							0.00

1

2

□ ☑

4

4,820,812,835.13 190,471,271.18 3,848,027,191.28

31,039,753.49 279,376,066.48 471,898,552.70

4

1

☑ □

000905	386,750.00	361,000.00	-500.00		405,000.00	42,989.08
002396	2,312,800.00	1,916,000.00			2,353,500.00	432,419.12
600163	2,600,500.00	2,148,000.00	84,000.00			

1

☑ □

	2023 03 17	2,264.3	776.89	6.74%			2023 03 21	2023-030
CBD Company Limited	2023 06 06	653.89	730.31	6.33%				

☑ □

1 10%

3

70%



95%

99%

99.99%

.

.

.

.

1

2

3

1

2023	55.10%	2023	03	23	2023	03	24	2023
2023	55.11%	2023	04	13	2023	04	14	
2022	55.48%	2023	05	18	2023	05	19	2022 2022 2022 2022 2023 2022 2023



1

□ ☑

2

3

□ ☑

4

“ ” “ ” “

خم o

☑ □

□ ☑

□ ☑

□ ☑

“ ”

□ ☑

“ ”

□ ☑

□ ☑`

☑ □

( ) ( ) ( ) ( )

1999

2 1,600

5,113.48

□ ☑

□ ☑

1

☑ □

						2018	9	6	2018-130
						2020	7	23	2020-101
						2020	7	28	2020-103
						2020	7	29	2020-106
						2020	11	14	2020-169
						2020	12	16	2020-184
	29,011.48	26,799.83	2,211.65	4.83%	15,500.00	2021	1	13	2021-006
						2021	1	15	2021-007
						2021	1	19	2021-008
						2021	2	4	2021-026
						2022	2	12	2022-026
						2022	3	26	2022-048
						2023	1	17	2023-004
						2023	1	31	2023-017
						2019	8	7	2019-126
						2020	1	7	2020-005
	14,952.30	13,300.80	1,651.50	3.61%	12,000.00	2020	7	23	2020-100
						2020	7	28	2020-103
						2020	7	28	2020-105
	228.65		228.65	0					

2

□ ☑

8

	2023 01 17	www.cninfo.com.cn),2023-004
	2023 01 31	www.cninfo.com.cn),2023-007
2023	2023 02 21	www.cninfo.com.cn),2023-012
2023	2023 03 08	www.cninfo.com.cn),2023-021

1

1

□ ☑

2

□ ☑

3

□ ☑

(	)	2022	11	02	18,000	2022	10	31	11,948.02		1
(	)	2022	11	02	10,000	2022	11	01	5,041.8		3
	)	2022	11	17	10,000	2022	11	15	5,363.44		1
(	)	2022	11	19	8,000	2022	11	17	0		1
(	)	2023	01	14	5,000	2023	01	12	4,497.91		1
(	)	2023	04	06	15,000	2023	04	03	1,788.9		1
(	)	2023	04								

3

□ ☑

4

□ ☑

□ ☑

□ ☑

1



□ ☑

6

□ ☑

7

□ ☑

2

☑ □

	152,107			152,107		2024/8/25
	175,508			175,508		2024/8/25
	4,680			4,680		2024/8/25
	234,011	58,503		175,508		2024/8/25
	23,401		7,800	31,201		2024/8/25
	589,707	58,503	7,800	539,004	--	--

□ ☑

			2023
	6,417,618		6,417,618
	5,289,268		5,289,268
	5,102,000		5,102,000
	4,939,788		4,939,788
	4,800,000		4,800,000
	4,416,831		4,416,831
	4,050,025		4,050,025
10 10 10			

10 10

☐ ☑

10 10

☐ ☑

سجل

□ ☑

☑ □

□ ☑

☑ □

1

2022	22 01	149777	2022 01 18	2022 01 18	2025 01 18	49,000	5.46%		
			2						

□ ☑

2

□ ☑

3

□ ☑

4

□ ☑

☑ □

1

2

□ ☑

1

2023 6 30 2023 1

	2023	
	2,544,832,182.97	2,499,123,285.79
	370,981,412.66	326,600,516.24
	1,929,603,761.19	2,158,807,750.46
	3,114,473.35	924,695.30
	6,914,363,905.72	4,004,834,6-61.6

2

	2023 6 30	2023 1 1
	1,174,437,383.35	636,900,165.53
	9,368,520.00	10,344,200.00
	1,148,245,627.01	1,158,635,245.10
	96,367,304.48	80,071,849.11
	6,929,910,784.18	6,674,316,245.48
	130,654,082.10	104,769,446.25
	976,373,019.24	1,065,916,981.36
	45,418,037.41	33,760,873.11
	10,510,774,757.77	9,764,715,005.94
	937,203,304.39	937,203,304.39
	2,219,107,432.77	2,181,055,461.06
	16,149,919.14	16,566,847.92
	180,563,406.63	197,478,392.29
	465,747.72	788,515.69
	12,439,668.62	10,553,789.33
	1,445,229.35	1,348,546.60
	38,431,715.04	62,581,137.98
	3,405,806,423.66	3,407,575,995.26
	13,916,581,181.43	13,172,291,001.20

4

	2023	2022
	521,849,591.97	769,387,725.53
	545,618,412.54	751,060,348.56
	2,334,619.85	1,856,716.74
	46,383,368.19	47,291,067.46
	-89,080,108.30	-70,102,267.63
	138,304,488.64	140,647,741.28
	211,168,038.19	139,900,315.31
	57,540.91	4,390,602.25
“ ”	618,337,930.28	28,921,136.81
	71,971.71	155,880.42
“ - ”		
“ ”		
“ ”	-1,034,963.59	-1,019,655.00
“ - ”	6,051,107.46	535,33.

5

	2023	2022
	4,998,158,416.18	4,685,295,947.32

6

	2023	2022
	522,728,083.40	953,152,291.71
		4,196,687.11
	799,002,737.98	1,333,546,194.91
	1,321,730,821.38	2,290,895,173.73
	368,022,075.55	689,485,333.75
	112,782,812.11	168,450,372.46
	45,186,054.06	41,351,-

7

	2023							
	1,570,754,217.00	2,085,132,322.93	-131,698,622.24	340,470,132.70	1,281,599,568.16	5,146,257,618.55	552,960,192.85	5,699,217,811.40
	1,570,754,217.00	2,085,132,322.93	-131,698,622.24	340,470,132.70	1,281,599,568.16	5,146,257,618.55	552,960,192.85	5,699,217,811.40
[redacted]			-62,200,660.56		-131,021,701.77	-193,222,362.33	-274,215,915.49	-467,438,277.82
			-62,200,660.56		-115,314,159.60	[redacted]	-10,215,915.49	-187,730,735.65
1								
2								
3								
4								
					-15,707,542.17	-15,707,542.17	-264,000,000.00	-279,707,542.17
1								


2022

				2022			
	1,570,754,217.00	452,134,967.27	1,019,891.20	13,050,997.76	335,217,231.53	2,378,681,243.11	4,748,818,765.47
	1,570,754,217						

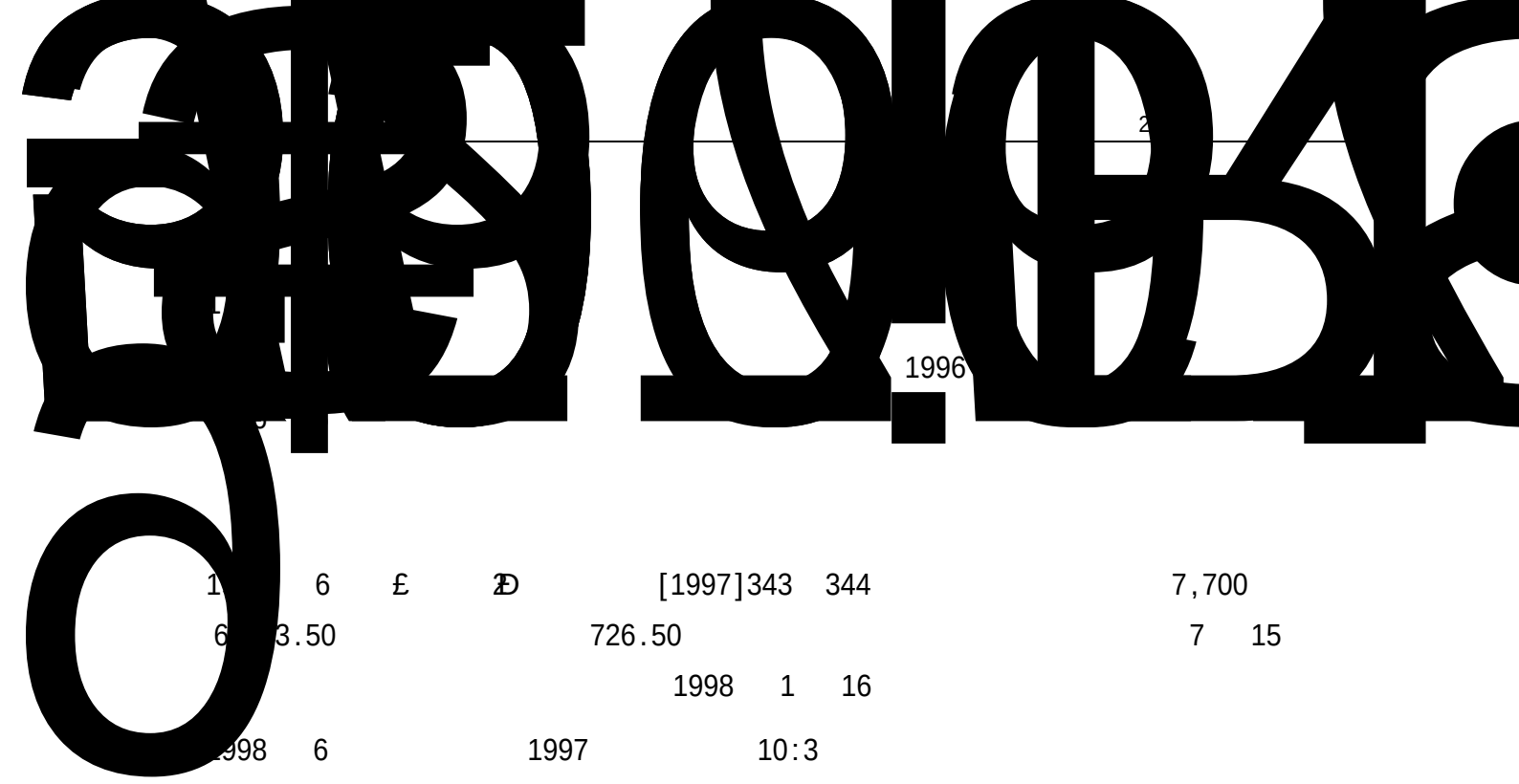

1996

1 6 £ Ð [1997]343 344 7,700

6 3.50 726.50 7 15

1998 1 16

1998 6 1997 10:3

2000 8 10 3

2006 8 21 [2006]1076

11,488

2006

2006 10 12 - Añ

10 3

2015 ¤ 6 2 2015

2015 2016 1 7

[2016]57

116,835,732.00 A A

110,345,630.00 5,607 015

2018 6 2018

200,000.00

200,000.00

2018 8 2017 1,007,463,640

10 3.000595 302,299,036

2018 8 2017

2017

2017 10 16 [2017]454

860,000.00 860,000.00

2019 3 2018

4 572,027 , 572,027

2019 7 2018

2 312,014.00 312,014.00 s!ÿ

2019 7 2018 2019 3 31

1,310,050,649 10 2

1998 ISO9001 ISO14001 OHSAS18001

1995 1996 50 2005-2014

ϕ_i

1)

2)

A

B

ë

7

4

+Q´ È2« Ã 0 é • ¼Ä

2

1

“ ”

2 Å Y>˜ ' I AÑGÿD ¦ ØAÑ• ƒ O • - Ã 0 Ci=½Ct × Ä

3

4

10

1

14 ——

3

2

1

2

(5)

1

2

(6)

1)

ó 1†AÑ

N´ O +X,ś Gýq'@ñ0ä UDÈ6˜ð

1

12 12

12

12

12

5

6

7

8

9

1

2

10

11

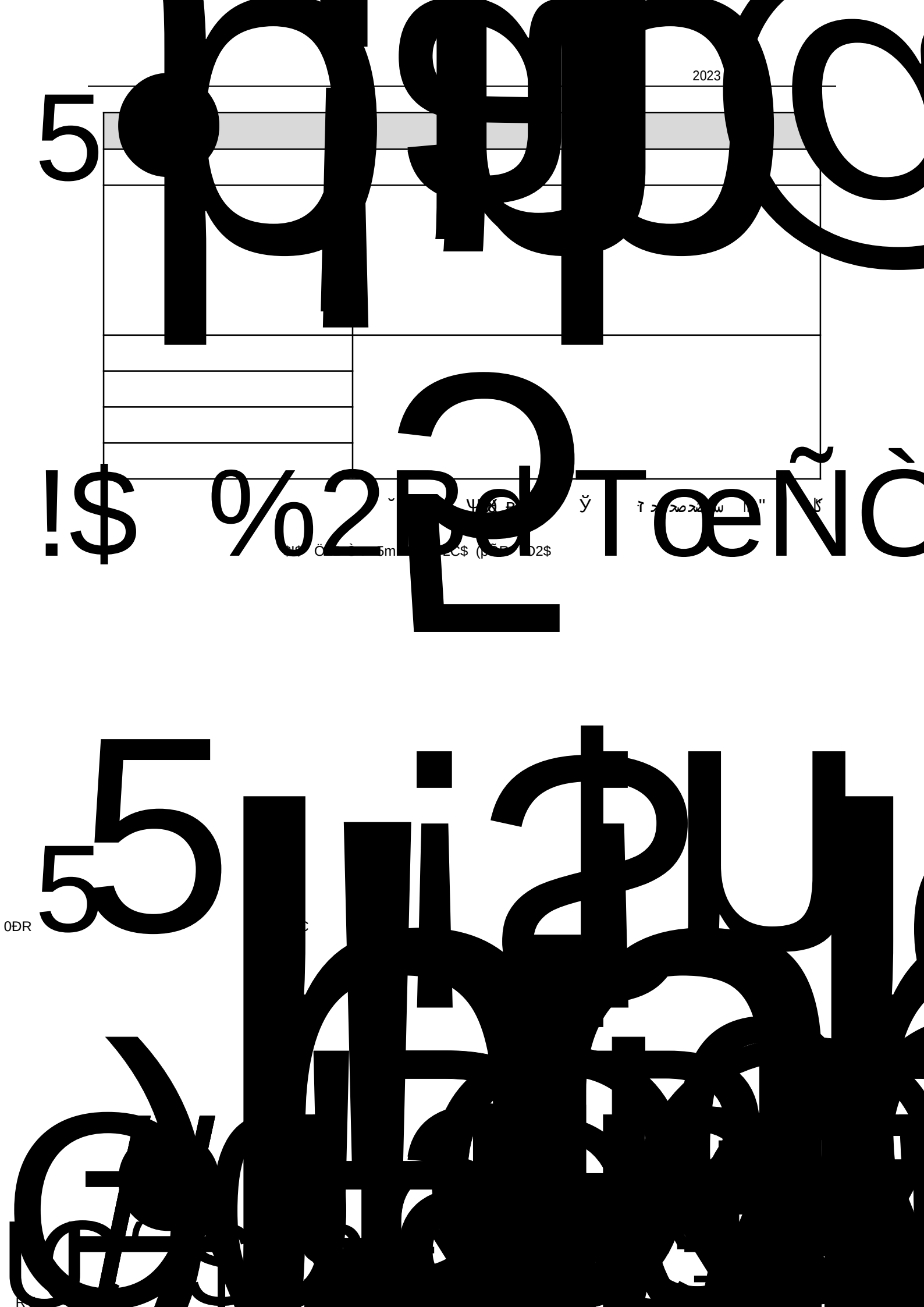
2023

14

12

15

1

2

17 ——

3

1 “ ”

2

3

“ ” “ ”

4

“ ”

5

999

70

25 35

4

5

“ ”

6

1

2

3

1

2

1 2

18

1

1

2

2

1

20% 50%

2

1

A ,

B , 20 ——

2

A

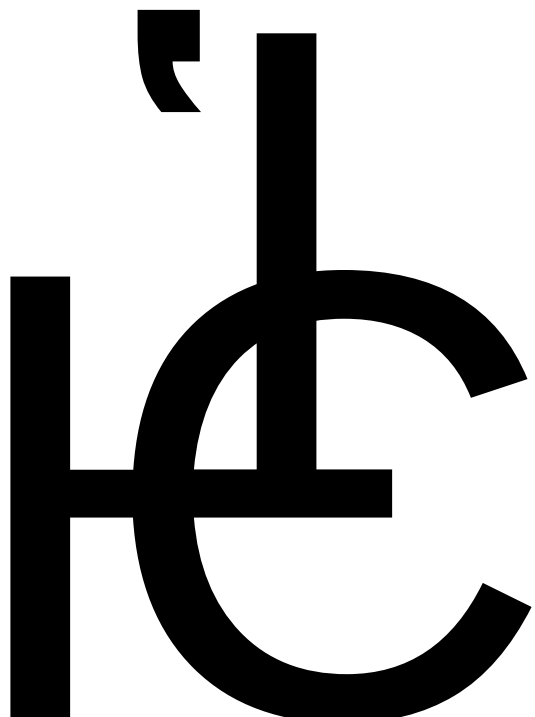

3

23

يم

4 12 4 10

4-6

3

1)

2)

3)

75% 4)

5)

25

17 ——

26

1

1

2

3

2

3



2

3

4

2

1

2 شح صد

31

2

1

2

3

4

5

31

3

2

3

38

39

1

03 04



'˜ Ðy€

˜ ˜

˜

˜G˜ ˜

˜G˜

'˜ Ðy€

4

1

2

A

B

3

4

5

A

B

C

41 /

1

1

2

3

2

1

2

42

1

1

1

2

3

2)

1

2

10

5

39

1

Ṽ

2

43

1

( )

( )

2

3

4

44

1

□ ☑

2

□ ☑

3 2023

□ ☑

45

1

2

3

4

5

6

1

2019 4 1 3% 5% 6%

16%

12% 15%

25%

16.5% 30%

37.5% 35%

30 20%

30% 30% 30%

2

3

1

	4,791,890.77	4,170,848.27
	3,380,764,618.97	2,307,965,503.85
	188,620,217.06	178,748,176.18
	3,574,176,726.80	2,490,884,528.30
	318,112,587.16	462,148,983.19
	190,471,271.18	174,910,585.39

185,388,266.97 5,083,004.21

2

	9,368,520.00	15,327,200.00

4

1

	4,342,943.49	
	4,342,943.49	

[redacted]

	4,417,397.60	100.00%	74,454.11	1.69%	4

[redacted]

5

1

	174,457,838.44	9.80%	69,948,912.49	40.10%	104,508,925.95	189,280,277.08	9.47%	67,568,982.67	35.70%	121,711,294.41

69,948,912.49

	60,605,871.13	60,605,871.13	100.00%
MELLOWER COFFEE HOLDING COMPANY PTE LTD	16,321,095.43	34,111.09	0.21%
SANMU EXPRESS LIMITED	12,434,201.27	25,987.48	0.21%
DZT RESOURCES LIMITED	10,269,357.54	21,462.96	0.21%
	9,773,683.98	1,580,028.80	16.17%
MINCOM LTD	9,230,441.18	38,583.24	0.42%
REAL CONCEPT H.K	7,339,650.43	30,679.74	0.42%
HONGKONG MEILANGGELAN ELECTRIC LTD.	7,225,277.21	30,201.66	0.42%
MELLOWER COFFEE (SINGAPORE) PTE LTD	6,963,268.62	14,553.23	0.21%
	6,681,518.69	6,681,518.69	100.00%
FORTUNE BAY RESOURCES PTE. LTD.	6,645,918.70	13,889.97	0.21%
HONGKONG ABUND TRADING CO.,LTD	6,341,318.92	13,253.36	0.21%
Longfor Trading PTE LTD	5,208,522.40	10,885.81	0.21%
ELECTRONIC 2000	4,704,080.99	19,663.06	0.42%
MYUNGFOOD CO., LTD	3,822,231.43	7,988.46	0.21%
	679,651.21	679,651.21	100.00%
	140,433.55		

			%
1 1)	1,217,693,477.67	26,398,142.93	2.17
1-2 2	131,693,225.64	13,981,191.27	10.62
2-3 3	53,887,362.98	8,538,175.01	15.84
3-4 4	14,347,511.15	5,512,163.31	38.42
4-5 5	476,209.56	476,209.56	100.00
5	59,284,463.35	59,284,446.95	100.00
	1,477,382,250.35	114,190,329.03	7.73

			%	
	124,022,829.28			
	3,857,518.00			
	127,880,347.28			

□ ☑

1 1	1,314,270,157.55
1 2	131,825,040.03
2 3	53,887,362.98
3	279,737,875.51
3 4	14,833,542.04
4 5	538,015.49
5	264,366,317.98
	1,779,720,436.07

2

	67,568,982.67		256,707.53	10,862.23	2,647,499.58	69,948,912.49
	128,837,978.70	3,385,868.50	16,429,051.53		-1,604,466.64	114,190,329.03
	196,406,961.37	3,385,868.50	16,685,759.06	10,862.23	1,043,032.94	184,139,241.52

3

	10,862.23

4

	472,560,136.89	26.55%	661,584.1.

7

1

1	225,387,077.45	91.66%	258,475,583.10	90.72%
1 2	14,052,939.74	5.72%	19,938,271.62	7.00%
2 3	3,364,588.01	1.37%	3,465,277.32	1.22%
3	3,084,015.62	1.25%	3,021,442.46	1.06%
	245,888,620.82		284,900,574.50	

2

		%
	31,409,751.53	12.77
	30,670,119.75	12.47
	21,120,000.00	8.59
	19,203,891.69	7.81
	16,405,626.60	6.67
	118,809,389.57	48.32

8

	1,607,899.68	1,929,479.62
	135,176,124.27	158,569,414.08
	136,784,023.95	160,498,893.70

1

1

2

3

□ ☑

2

1

	1,607,899.68	1,929,479.62
	1,607,899.68	1,929,479.62

2 1

	1,607,899.68	2 3		
	1,607,899.68			

3

☑ □

	12	( )	( )	
2023 1 1	214,386.62			214,386.62
2023 1 1				
	303,313.31			303,313.31
	18,266.63			18,266.63
2023 1 1	535,966.56			535,966.56

□ ☑

3 ď א r m " ˘

2

5

126,498,366.51	5	27.74%	126,498,366.51
35,031,783.74	5	7.68%	35,031,783.74
27,504,727.38	5	6.03%	27,504,727.38
21,549,824.62	1	4.73%	
18,161,381.68	5	3.98%	18,161,381.68

“ ”

		2013	11	2019	10	590,937,900.00		712,000.00	712,000.00				
		2014	03	2025	12	512,000,000.00	235,396,233.66		689,996.54	236,086,230.20	98,617,376.28		
		2011	10	2023	12	1,400,000,000.00	212,008,955.55		1,189,113.06	213,198,068.61	31,164,668.58		
		2013	12	2025	12		4,845,199,070.12		612,904,676.54	5,458,103,746.66	745,335,457.00	13,848,917.20	
		2014	07				14,096,101.50		-1,235,853.26	12,860,248.24			
20							31,641,068.71		-2,795,243.28	28,845,825.43			
		2014	04	2021	12	1,246,610,000.00		78,255.44	78,255.44				
	C	2015	07	2019	12	538,341,906.93		203,156.80	203,156.80				

2

	138,179,250.69					138,179,250.69	
	105,877,904.25	1,619,809.59		2,253,940.26		105,243,773.58	
	2,103,225.21			965,056.53	169,188.85	968,979.83	
	246,160,380.15	1,619,809.59		3,218,996.79	169,188.85	244,392,004.10	

	75,020,022.82					75,020,022.82	
	86,797.58			86,797.58			
	4,010,660.17					4,010,660.17	
	2,840,073.76					2,840,073.76	
	264,215.33					264,215.33	
	2,103,225.21			965,056.53	169,188.85	968,979.83	
	121,865,588.31					121,865,588.31	
	1,074,877.83	1,619,809.59				2,694,687.42	
.	156,675.13					156,675.13	
	21,978,715.20					21,978,715.20	
	16,759,528.81			2,167,142.68		14,592,386.13	
	246,160,380.15	1,619,809.59		3,218,996.79	169,188.85	244,392,004.10	

3

4

	109,472,056.50		
	235,666,960.86	310,580,615.33	
		1,170,000,000.00	
		535,857,466.28	
	852,402,955.30	922,313,751.07	
	748,194,500.00		
	34,114,411.70	34,695,500.39	
	1,507,789,648.05	17,475,702.75	
	729,634,796.49	857,104,155.46	
	4,217,275,328.90	3,848,027,191.28	

10

13

	190,475,144.33	104,546,823.21
	1,190,824,134.64	529,138,805.22
	1,381,299,278.97	633,685,628.43

14

□ ☑

15

□ ☑

16

1

□ ☑

2

3

17

18

	16,710,764.11	16,190,399.20
	16,710,764.11	16,190,399.20

1.	1 15,373.02	53 63		127,947,586.65
2.	80,228.58	228,091.56		22,208,320.14
1	24,223.78	8,091.56		13,752,315.34
2 * \	92,407.94			7,792,407.94
3	663,596.86			663,596.86
3.	50,021.73			50,021.73
1				
2	50,021.73			50,021.73
4.	149,345,579.87	760,305.19		150,105,885.06
1.	454,479.16			454,479.16
2.	14,607.12			14,607.12
1				
2	14,607.12			14,607.12
3.				
1				
2				
4.	469,086.28			469,086.28
1.	629,663,721.08	20,452,205.81		650,115,926.89
2.	629,415,527.12	20,680,297.37		650,095,824.49

2

□ ☑

3 —— “

”

□ ☑ 0,3

21

	535,376,570.29	604,752,348.98
	77,655.76	
	535,454,226.05	604,752,348.98

1

1.	511,780,134.61	700,258,548.70	299,515,862.58	83,566,652.94	1,595,121,198.83
2.	2,87 ,806.	11,	785		

2

3

4

5

	77,655.76	
	77,655.76	

22

	3,740,152.62	3,671,206.40
	3,740,152.62	3,671,206.40

1

	3,740,152.62		3,740,152.62	3,671,206.40		3,671,206.40
	3,740,152.62		3,740,152.62	3,671,206.40		3,671,206.40

2

	50,000,000.00	3,671,206.40	68,946.22			3,740,152.62	18.17%	100.00%	395,596.43			
	50,000,000.00	3,671,206.40	68,946.22			3,740,152.62			395,596.43			

3

4

23

1

□ ☑

2

□ ☑

24

□ ☑

25

1.	6,426,609.91				6,426,609.91
2.	71,615.54				71,615.54
1	71,615.54				71,615.54
3.					
4.	6,498,225.45				6,498,225.45
1.	3,511,695.03				3,511,695.03
2.	1,276,642.01				1,276,642.01
1	1,224,349.96				1,224,349.96
2	52,292.05				52,292.05
3.					
1					
4.	4,788,337.04				4,788,337.04
1.					
2.					
1					
3.					
1					
4.					
1.	1,709,888.41				1,709,888.41
2.	2,914,914.88				2,914,914.88

26

1

1.	114,546,489.71	42,756,823.16	157,303,312.87
2.		2,013,233.31	2,013,233.31
1		2,013,233.31	2,013,233.31
2			
3			

4.		106,080,653.26		44,648,363.24	150,729,016.50
1.		6,414,358.51		5,670,151.13	12,084,509.64
2.		613,899.24		1,134,903.96	1,748,803.20
	1	613,899.24		1,134,903.96	1,748,803.20
3.		549,283.26		99,593.76	648,877.02
	1				
	2	549,283.26		99,593.76	648,877.02
4.		6,478,974.49		6,705,461.33	13,184,435.82
1.				9,470,621.09	9,470,621.09
2.					
	1				
3.					
	1				
4.				9,470,621.09	₺

2

	1,922,396.25					1,922,396.25
	81,490.01					81,490.01
	128,894.91					128,894.91
	1,400,000.00					1,400,000.00
	3,532,781.17					3,532,781.17

29

	10,832,006.69	2,094,056.29	2,652,444.93	145,417.79	10,128,200.26
	6,666,552.87	4,312,435.75	1,653,636.24	389,231.57	8,936,120.81
	17,498,559.56	6,406,492.04	4,306,081.17	534,649.36	19,064,321.07

30 /

1

	3,773,973.06	2,337,116.79	3,859,213.58	2,573,335.79
	547,585,327.79	140,980,052.03	619,309,622.72	154,053,739.50
	264,215.33	66,053.83	264,215.33	66,053.83
	1,511,459.36	377,864.84	2,028,122.00	507,030.50
	21,741.03	5,435.26	21,741.03	5,435.26
	25,959,597.43	7,409,882.82	26,909,896.29	7,688,774.96
	579,116,314.00	151,176,405.57	652,392,810.95	

3

		151,176,405.57		164,894,369.84
		4,025,751.14		3,909,214.69

4

	553,084,632.47	590,030,969.98
	1,330,130,749.74	1,151,472,580.76
	1,883,215,382.21	1,741,503,550.74

5

2023	102,183,221.97	102,868,925.62	
2024	67,472,328.36	67,609,539.83	
2025	136,914,406.78	137,300,641.77	
2026	187,981,726.46	186,496,137.00	
2027	329,274,753.51	328,089,406.97	
2028	114,291,523.33		
	392,012,789.33	329,107,929.57	
	1,330,130,749.74	1,151,472,580.76	

31

				261,164.16	261,164.16	
				2,872,806.27		2,872,806.27
	42,169,779.19		42,169,779.19	46,465,026.49		46,465,026.49
	42,169,779.19		42,169,779.19	49,598,996.92	261,164.16	49,337,832.76

32

1

	100,000,000.00	100,000,000.00
	281,102,182.97	455,101,673.70
	2,163,730,000.00	1,943,000,000.00
		1,



	25,517,098.99	
	12,587,351.50	
	10,658,043.52	
VANCI ENGINEERING COMPANY LIMITED	9,852,300.10	
	9,711,958.89	
Agapito Obama Bee	8,708,059.15	
	6,048,405.36	
Rubis Energy Kenya PLC	4,574,962.13	
	657,616,565.03	

37

1

1 (1)

3 —— “

”

1		3,259,829,027.52	5,909,556,300.92	2023 12 01	65.80%
2		239,987,721.10	282,861,205.79	2024 12 01	33.46%
3		24,107,878.02	154,561,598.30	2025 03 01	7.52%
4			31,386,727.52	2025 01 01	16.00%
5		32,774,495.49	20,567,768.83	2021 08 01	61.57%

39

1

	106,890,338.87	157,267,170.79	186,191,826.68	77,965,682.98
-	1,087,037.66	10,584,503.81	10,590,128.35	1,081,413.12
	15,807.66	967,321.34	967,321.34	15,807.66
	107,993,184.19	168,818,995.94	197,749,276.37	79,062,903.76

2

1	95,910,255.14	131,713,593.57	160,624,956.02	66,998,892.69
2	15,326.06	10,741,499.37	10,707,819.11	49,006.32
3	348,577.86	4,674,468.11	4,665,154.27	357,891.70
	311,869.51	4,216,901.68	4,209,068.75	319,702.44
	32,675.90	211,095.66	210,205.44	33,566.12
	4,032.45	246,470.77	245,880.08	4,623.14
4	451,442.66	7,670,210.37	7,663,988.81	457,664.22
5	10,148,391.86	2,202,987.72	2,271,592.93	10,079,786.65
6	16,345.29	264,411.65	258,315.54	22,441.40
	106,890,338.87	157,267,170.79	186,191,826.68	77,965,682.98

3

1	915,265.47	8,513,173.96	8,519,486.71	908,952.72
2	91,816.85	229,567.34	228,735.37	92,648.82
3	79,955.34	1,841,762.51	1,841,906.27	79,811.58
	1,087,037.66	10,584,503.81	10,590,128.35	1,081,413.12

40

	134,842,311.69	124,926,131.52
	49,485,484.70	89,587,598.72
	831,514.16	1,777,429.80
	1,706,919.34	2,195,911.85
	1,396,910.67	1,318,951.56
	160,006.84	488,024.11
	1,397,356.88	1,672,588.17
	1,178,826,807.12	1,277,984,357.85
	1,349,180.12	2,001,113.05
	2,029,919.67	1,893,418.16
	1,372,026,411.19	1,503,845,524.79

41

	1,113,240.80	1,113,237.78
	552,731,319.61	506,869,183.43
	553,844,560.41	507,982,421.21

1

2

	1,113,240.80	1,113,237.78
	1,113,240.80	1,113,237.78

3

1

	29,958,617.35	73,513,860.36
	81,313,961.11	84,863,904.60
	364,890,920.13	289,603,316.71
	76,567,821.02	58,888,101.76
	552,731,319.61	506,869,183.43

2 1

	69,137,773.28
	61,333,222.85
	34,668,148.39
	29,148,648.08
	17,2955,76 "

44

-	608,624,429.71	369,981,757.01
	608,624,429.71	369,981,757.01

45

1

	2,508,042,408.74	1,818,676,493.74
	322,000,000.00	83,000,000.00
	1,734,127,000.00	1,287,918,000.00
	4,564,169,408.74	3,189,594,493.74

46

1

2022		488,881,818.76
		488,881,818.76

2023

2

+ -

2020	300,000,000.00	2020	10	09		296,332,075.47	297,3	5,030,136.98	2,629,290.31	300,000,000.00
2020	270,000,000.08	2020	11					6,605,134.66	46,373.91	229,203,841.49
2022	490,000,000.00	2022	01							

47

	330,219.03	460,494.22
	330,219.03	460,494.22

48

	12,275.48	12,275.48
	12,275.48	

								/
	176,000.00			4,000.00			172,000.00	

52

53

		+ -					
	1,570,754,217.00						1,570,754,217.00

54

1

2

55

	2,071,071,677.39			2,071,071,677.39
	14,060,645.54			14,060,645.54
	2,085,132,322.93			2,085,132,322.93

56

57

	1,410,004.43							1,410,004.43
	1,410,004.43							1,410,004.43
	-133,108,626.67	-61,542,501.76				-62,200,660.56	658,158.80	-195,309,287.23
	416,117.57	-12,538.95				-12,538.95		403,578.62
	-133,524,744.24	-61,529,962.81				-62,188,121.61	658,158.80	-195,712,865.85
	-131,698,622.24	-61,542,501.76				-62,200,660.56	658,158.80	-193,899,282.80

58

59

[redacted]	340,470,132.70			340,470,132.70
	340,470,132.70			340,470,132.70

60

	1,281,599,568.16	1,272,112,263.31
	1,281,599,568.16	1,272,112,263.31
	-119,774,672.08	30,447,748.19
		5,252,901.17
	15,707,542.17	15,707,542.17
	1,150,577,866.39	1,281,599,568.16

62

	1,474,708.36	2,172,991.62
	1,123,748.45	1,693,076.77
	3,723,745.12	2,724,018.57
	2,185,947.71	2,037,572.44
	17,520.00	17,520.00
	2,381,091.69	1,676,845.14
	3,742,946.05	1,957,613.97
	1,714,648.14	4,228,162.41
	16,364,355.52	16,507,800.92

63

	1,481,903.36	1,394,211.63
	25,501.85	155,211.31
	59,713.41	34,554.59
	4,796,895.32	7,224,682.86
	5,825,934.70	9,070,701.64
	8,877,604.01	4,748,730.52
	3,719,836.93	8,353,824.48
	2,773,281.21	2,227,488.76
( )	3,129,990.93	1,006,544.31
	2,711,565.36	2,778,650.96
	9,796,417.79	11,042,941.76
	43,198,644.87	48,037,542.82

64

	6,545,526.63	5,647,290.68
	2,617,646.89	2,994,431.09
	960,079.36	852,975.49
	56,006,106.73	59,304,928.53
	14,326,888.84	16,459,912.50
	754,486.74	953,677.40
	964,979.46	849,310.49
	4,016,042.27	5,550,589.32
	17,061,563.63	14,879,051.90
	103,253,320.55	107,492,167.40

65

	1,371,450.34	245,685.45
	1,371,450.34	245,685.45

66

	54,258,741.56	97,240,667.53
	11,380,354.11	4,667,088.04
	-12,064,401.20	-51,456,777.39
	3,738,080.37	2,637,746.98
(+ -	1,466,125.12	-1,679,058.47
	382,993.60	35,307.94
	36,401,185.34	42,110,798.55

67

	57,215.36	61,344.24
	83,340.10	4,375,829.09
	104,988.47	203,757.54
	245,543.93	4,640,930.87

68

	-195,404.34	62,014.24
		49,777,351.60
	123,498.33	50,809.55
	2,288,863.30	1,216,428.91
	2,216,957.29	51,106,604.30

69

70

	-1,034,963.59	-1,019,655.00
	-1,034,963.59	-1,019,655.00

							5,351.85	
							59,829.84	
							53,182.08	

75

		1,077.15	
	42,233.07	22,032.79	42,233.07
		3,568,997.92	
	1,036,365.86		

78

1

	11,380,354.11	4,667,088.04
	303,453.38	612,166.40
	79,340.10	4,513,857.56
	17,874,205.08	14,375,871.19
	181,342,480.66	254,365,337.06
	210,979,833.33	278,534,320.25

2

	27,646,315.68	29,624,747.71
	33,985,617.00	61,046,050.73
	3,738,080.37	2,637,746.98
	186,427.25	930,679.27
	190,963,529.49	156,289,186.78
	256,519,969.79	250,528,411.47

3

4

5

	1,638,244.05	2,006,096.53
	1,638,244.05	2,006,096.53

6

	3,843,615.14	7,249,801.25
		297,139,278.04
	104,722.20	304,484.66
	3,948,337.34	304,693,563.95

4

	3,383,705,455.62	2,315,973,942.91
	3,383,705,455.62	2,315,973,942.91

80

81

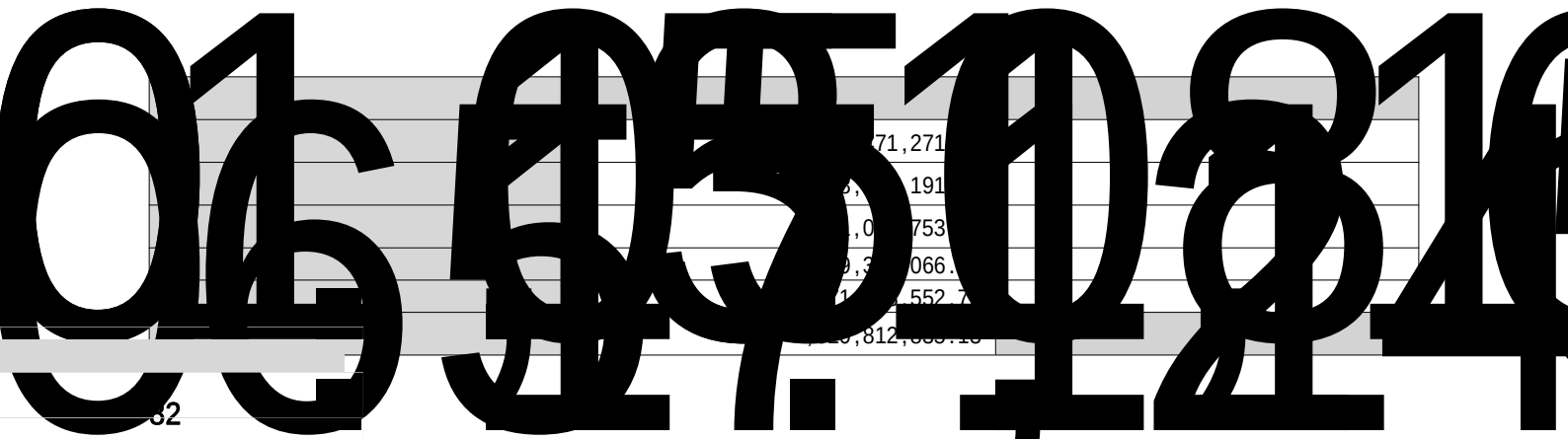

82

1

	53,391,847,364.87	322.1125	165,755,279.18
	66,113,763,547.07	507.5051	130,272,116.57
	19,601,018.63	2.0232	39,656,780.90
	495,668,908.43	0.1317	65,279,595.24
	3,584,408.22	0.0073	26,166.18
	4,113,600.00	7.2258	29,724,050.88
	450,000,000.00	0.92198	414,891,000.00
		--	394,786,326.49
	2,790,300.00	0.0120	33,483.60
	23,505,051.34	0.1309	3,076,811.22
	109,733,718.25	0.0515	5,651,286.49
	28,099,999.32	322.1125	87,236.60
	124,400,736.17	507.5051	245,122.14
	1,719,244.34	2.0232	3,478,375.14
	8,019.86	4.7992	38,488.91
	196,508,363.46	0.92198	181,176,780.94
	26,284,397.35	7.2258	189,925,798.36
	84,026,566.21	0.1317	11,066,298.77
	910,180.82	0.0073	6,644.32
		--	1,157,195,345.93
	11,010,627,224.17	0.0120	132,127,526.69
	108,703,550.65	0.1309	14,229,294.78
	1,450,357,218.64	0.0515	74,693,396.76
	3,782,302,462.76	507.5051	7,452,737.84
	12,425,425.06	2.0232	25,139,119.98
	1,143,571,442.37		819,645,263.0--

83

84

1

2

1

2

3

3

4

	99.00%	0.99%

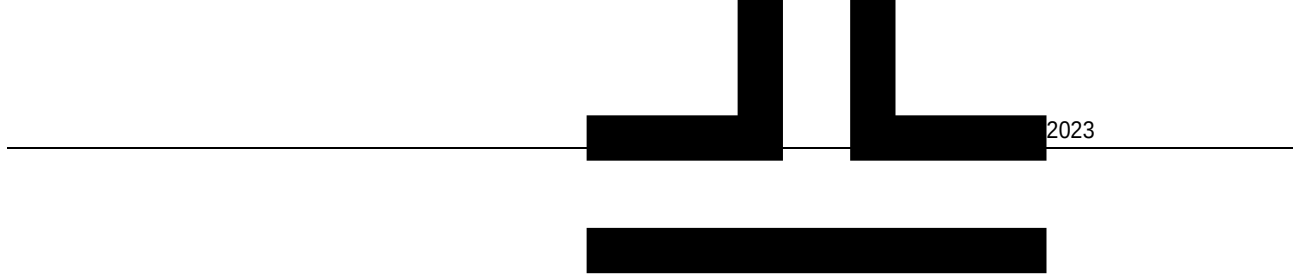

1 80%

2 5

3 5

4 45%

2006 1 55%

Θ m " Θ Θ " ⌒ " "سج

2 Kings 2

2

1

		3,991,837.04		3,896,791.53
		833,936.31		711,892.44
		833,936.31		711,892.44
		720,000.00		720,000.00

4

	/	/
	1,541,307.14	1,534,916.24
--	-3,518.60	-4,098.83
--	9,961.99	-908.52
--	6,443.39	-5,007.35
	35,359,700.92	29,637,003.96
--	-442,066.63	-147,454.66
--		213,165.32
--	-442,066.63	65,710.66

5

6

	506,398.50		506,398.50

7

8

4

5

6

1.

1

	--	--	--	--
	9,368,520.00			9,368,520.00
1.	9,368,520.00			9,368,520.00
2	9,368,520.00			9,368,520.00
			16,710,764.11	16,710,764.11
			6,902,100.00	6,902,100.00
	9,368,520.00		23,612,864.11	32,981,384.11
	--	--	--	--

2

3

4

1				
1				
17.5%	16,710,764.11			
1	6,902,100.00			

5

6

7

8

9

1

			100,000.00	34.34%	34.34%

3

	41%
	20.93%
	45%
	40%
	50%
-	30%
	30%
	45%
	30%
	48%

5

1

/

	206,800,522.83	330,000,000.00	115,229,031.69
[redacted]	57,434.90		
OA	59,748.43		
	55,000.00		
	[illegible]		372,285.60
-			32,150.94
			3,035,419.47
EPC			251,269,423.49
	20,931.19		33,027.52
	14,521.67 79,584.22		964,029.33
	113,207.54		462,264.14
	51,543.40		316,108.49
	207,237,970.51	330,000,000.00	371,711,040.67

2 / /

3

		7,619.05	4,571.43
			142,933.87
		2,285.71	18,285.71
		22,857.15	13,714.28
			239,454.30
			629,964.29
		32,761.91	1,048,923.88

						88,357.50	24,924.78	11,784.45	1,678.93		

4

	12,564,000.00	2021	03	21	2023	09	21
	83,000,000.00	2022	02	18	2024	02	17
	100,000,000.00	2022	07	29	2023	07	28
	68,156,377.77	2021	06	24	2024	06	24
	19,353,728.99	2022	06	28	2023	06	28

5

	68,226,520.00	2023 01 17	2023 09 22	

6

7

	516,254.66	1,123,134.80
	279,988.88	263,494.34
	1,154,528.06	2,012,492.73
	1,950,771.60	3,399,121.87

8

	2.51	3.91
	0	1.99
	151.63	249.81

6

1

		11,369,665.00	237,626.00	11,369,665.00	237,626.00
		762,053.08	1,600.31		
		12,025.10	25.25	3,474,252.87	277,500.27
		5,285.10	11.10	57,054.50	119.81

ь

7

8

1

□ ☑

2

□ ☑

3

□ ☑

4

5

1

2

	525,503,140.82	274,744,234.72	713,074,398.45	31,970,877.94	-50,775,911.68	1,494,516,740.25
	525,503,140.82	274,010,354.72	666,900,355.20	28,102,889.51		1,494,516,740.25
		733,880.00	46,174,043.25	3,867,988.43	-50,775,911.68	
	594,932,804.39	433,140,941.34	695,302,963.44	80,588,772.19	-140,827,137.32	1,663,138,344.04
				-1,034,963.59		-1,034,963.59
	-3,518.6					

1

1

69,007,852.18

	60,605,871.13	60,605,871.13	100.00%	
	140,433.55	140,433.55	100.00%	
	9,773,683.98	1,580,028.80	16.17%	
	6,681,518.69	6,681,518.70	100.00%	
	77,201,507.35	69,007,852.18		

62,728,979.47

	875,723,367.29	62,728,979.47	7.16%
	327,057,584.12	0.00	0.00%
	1,202,780,951.31	62,728,979.47	

□ ☑

1 1	879,141,830.62
1 2	117,763,194.35
2 3	53,861,795.30
3	229,215,638.39
3 4	11,649,862.26
4 5	444,933.90
5	217,120,842.23
	1,279,982,458.66

2

2023 ฯ d'

□ ☑

1 1	6,901,006,638.08
1 2	2,160,138.77
2 3	7,475,720.61
3	171,870,565.34
3 4	705,264.61
4 5	1,007,551.19
5	170,157,749.54
	7,082,513,062.80

6

7

8

3

	2,210,211,183.48		2,210,211,183.48	2,171,511,183.48		2,171,511,183.48
	20,117,672.62	11,221,423.33	8,896,249.29	20,765,700.91	11,221,423.33	9,544,277.58
	2,230,328,856.10	11,221,423.33	2,219,107,432.77	2,192,276,884.39	11,221,423.33	2,181,055,461.06

1

0

4,750,000.00		4,750,000.00
5,000,000.00	16,700,000.00	21,700,000.00
2,821,005.00		2,821,005.00
2,922,940.85		2,922,940.85
13,693,346.21		13,693,346.21
50,000,000.00		50,000,000.00
27,500,000.00		27,500,000.00
36,400,000.00		36,400,000.00
5,000,000.00		5,000,000.00
40,000,000.00		40,000,000.00
25,572,125.54		25,572,125.54
250,000,000.00		250,000,000.00
4,578,717.96		4,578,717.96
143,000,000.00		143,000,000.00
20,000,000.00		20,000,000.00
30,000,000.00		30,000,000.00
5,000,000.00	22,000,000.00	27,000,000.00
30,000,000.00		30,000,000.00
7,577,022.21		7,577,022.21
1,914,969.22		1,914,969.22
6,633,000.00		6,633,000.00
77,424,732.97		77,424,732.97

2

2,510,000.00		2,510,000.00	11,221

5

3

4

	519,785,090.73	545,180,552.57	765,493,861.55	750,888,570.90
	2,064,501.24	437,859.97	3,893,863.98	171,777.66
	521,849,591.97	545,618,412.54	769,387,725.53	751,060,348.56

	519,785,090.73	2,064,501.24	521,849,591.97
	519,785,090.73		519,785,090.73
		2,064,501.24	2,064,501.24
	519,785,090.73	2,064,501.24	521,849,591.97
		2,064,501.24	2,064,501.24
	359,529,232.98		359,529,232.98
	160,255,857.75		160,255,857.75
	519,785,090.73	2,064,501.24	521,849,591.97
	519,785,090.73	2,064,501.24	521,849,591.97
	519,785,090.73	2,064,501.24	521,849,591.97

2023 06 30
( )

5,491,516,620.81

5

